



- : 8971
 - :
 - : 2006.02.26 ~ 2006.05.25

1.

| | | | |
|--|------------|-----|----|
| | 2003 05 26 | | 12 |
| | | () | |

60%

2. (:)

| | | | |
|--|-----------------|-------|-------------|
| | 123,548,607,110 | | 970,445,254 |
| | 122,578,161,856 | 가 () | 1,316.75 |
| | | | 1,264.19 |

3. (: ,%)

| | | | | | |
|--|------------|---------|----------|-------|------------|
| | 120,104.01 | 112.11 | 2,671.38 | 661.1 | 123,548.61 |
| | 97.21 | 0.09 | 2.16 | 0.54 | |
| | :532.02 | :230.39 | :-101.31 | | |

4. (:2006.05.25)

- (: , ,%)

| | | | | | |
|-----|---------|----------|----------|----------|-----|
| | | 가 | 가 | 가 | |
| | 44,465 | 997.39 | 1,031.59 | 34.20 | 0.8 |
| | 27,600 | 835.31 | 735.54 | -99.77 | 0.6 |
| | 103,510 | 783.10 | 1,319.75 | 536.65 | 1.1 |
| CJ1 | 20,388 | 713.01 | 1,133.57 | 420.57 | 0.9 |
| LG | 131,395 | 1,599.97 | 3,048.36 | 1,448.39 | 2.5 |
| | 116,825 | 2,244.29 | 3,697.51 | 1,453.22 | 3 |
| | 81,550 | 1,017.54 | 1,268.10 | 250.56 | 1 |
| | 64,350 | 1,380.35 | 1,274.13 | -106.22 | 1 |
| | 242,235 | 1,351.48 | 2,943.16 | 1,591.68 | 2.4 |
| | 13,852 | 464.23 | 831.12 | 366.89 | 0.7 |
| | 8,668 | 259.87 | 243.57 | -16.30 | 0.2 |
| 1 | 10,069 | 161.08 | 221.52 | 60.44 | 0.2 |
| | 96,000 | 845.64 | 777.60 | -68.04 | 0.6 |
| | 48,673 | 783.85 | 1,177.89 | 394.04 | 1 |
| | 34,011 | 1,021.17 | 1,101.96 | 80.79 | 0.9 |
| | 8,580 | 1,234.46 | 1,793.22 | 558.76 | 1.5 |
| | 43,553 | 476.90 | 537.88 | 60.98 | 0.4 |
| | 215,850 | 357.46 | 485.66 | 128.20 | 0.4 |
| | 70,205 | 1,138.19 | 1,551.53 | 413.34 | 1.3 |
| | 59,123 | 582.16 | 824.77 | 242.60 | 0.7 |
| LG1 | 48,275 | 805.39 | 885.85 | 80.45 | 0.7 |
| SK | 58,150 | 2,934.48 | 3,547.15 | 612.67 | 2.9 |
| | 67,774 | 865.42 | 1,101.33 | 235.91 | 0.9 |
| GDS | 184,835 | 1,765.97 | 1,731.90 | -34.07 | 1.4 |
| | 104,420 | 811.07 | 1,279.15 | 468.07 | 1 |
| 1 | 34,547 | 1,103.89 | 1,563.25 | 459.37 | 1.3 |



(: , ,%)


| | | | | | |
|--------|---------|----------|----------|----------|-----|
| | | 가 | 가 | 가 | |
| 3 B | 30,318 | 1,005.32 | 1,235.46 | 230.14 | 1 |
| POSCO | 22,791 | 4,418.14 | 5,481.24 | 1,063.09 | 4.5 |
| | 111,157 | 1,352.35 | 2,189.79 | 837.44 | 1.8 |
| | 10,121 | 5,385.60 | 6,234.54 | 848.94 | 5.1 |
| | 150,878 | 688.03 | 1,226.64 | 538.61 | 1 |
| | 22,249 | 663.63 | 700.84 | 37.22 | 0.6 |
| SD11 | 23,920 | 1,526.42 | 1,191.22 | -335.20 | 1 |
| | 43,919 | 744.50 | 680.74 | -63.75 | 0.6 |
| | 151,730 | 357.56 | 306.49 | -51.07 | 0.3 |
| | 132,035 | 881.96 | 2,026.74 | 1,144.78 | 1.6 |
| 1 | 61,947 | 939.18 | 1,108.85 | 169.67 | 0.9 |
| | 34,140 | 1,717.79 | 3,311.58 | 1,593.79 | 2.7 |
| | 61,012 | 984.87 | 756.55 | -228.32 | 0.6 |
| | 38,940 | 597.93 | 611.36 | 13.43 | 0.5 |
| LG | 171,814 | 4,365.36 | 3,410.51 | -954.85 | 2.8 |
| | 55,510 | 951.36 | 1,057.47 | 106.11 | 0.9 |
| | 114,799 | 3,367.91 | 4,385.32 | 1,017.41 | 3.6 |
| | 274,917 | 728.31 | 724.41 | -3.91 | 0.6 |
| | 46,141 | 391.05 | 853.61 | 462.56 | 0.7 |
| | 231,201 | 355.99 | 379.17 | 23.18 | 0.3 |
| SK | 27,290 | 5,041.81 | 5,662.68 | 620.87 | 4.6 |
| E1 | 35,185 | 985.15 | 1,407.40 | 422.25 | 1.1 |
| SK가 | 47,226 | 1,292.36 | 1,711.94 | 419.58 | 1.4 |
| WISCOM | 233,540 | 775.62 | 942.33 | 166.71 | 0.8 |
| | 12,919 | 38.71 | 41.21 | 2.50 | 0 |
| | 40,467 | 554.93 | 882.18 | 327.25 | 0.7 |
| | 37,760 | 2,047.94 | 1,735.07 | -312.86 | 1.4 |
| | 10,327 | 1,751.81 | 1,858.86 | 107.05 | 1.5 |
| KT | 131,979 | 5,379.37 | 5,358.35 | -21.03 | 4.4 |
| | 231,209 | 996.83 | 1,040.44 | 43.61 | 0.8 |
| KT&G | 43,320 | 1,601.19 | 2,300.29 | 699.10 | 1.9 |
| | 352,729 | 1,652.05 | 1,358.01 | -294.04 | 1.1 |
| 가 | 53,124 | 605.61 | 754.36 | 148.76 | 0.6 |
| G2R | 102,104 | 1,769.43 | 1,592.82 | -176.61 | 1.3 |
| 가 | 133,659 | 4,019.22 | 4,330.55 | 311.33 | 3.5 |
| | 217,922 | 712.54 | 494.68 | -217.85 | 0.4 |
| | 44,000 | 364.49 | 263.12 | -101.37 | 0.2 |
| | 290,050 | 615.89 | 507.59 | -108.30 | 0.4 |
| | 125,160 | 424.54 | 321.66 | -102.88 | 0.3 |
| | 37,510 | 148.42 | 187.55 | 39.13 | 0.2 |
| | 370,655 | 706.70 | 861.77 | 155.07 | 0.7 |
| LG 1 | 40,916 | 761.93 | 1,567.08 | 805.15 | 1.3 |
| LG 1 | 54,598 | 1,432.50 | 1,389.52 | -42.98 | 1.1 |
| | 171,256 | 583.51 | 418.72 | -164.79 | 0.3 |
| | 29,228 | 636.55 | 491.03 | -145.52 | 0.4 |
| | 241,860 | 871.57 | 1,015.81 | 144.24 | 0.8 |
| LG 1 | 63,893 | 2,466.80 | 2,555.72 | 88.92 | 2.1 |
| | 79,875 | 292.71 | 600.66 | 307.95 | 0.5 |
| | 84,724 | 731.57 | 1,143.77 | 412.20 | 0.9 |
| | 77,904 | 1,157.90 | 1,059.49 | -98.41 | 0.9 |
| GS() | 60,624 | 831.22 | 1,151.86 | 320.63 | 0.9 |
| | 153,000 | 1,121.19 | 1,071.00 | -50.19 | 0.9 |
| () | 9,381 | 37.10 | 46.91 | 9.80 | 0 |

*

(: , ,%)

| | | | | | |
|---------|------------|----------|-------|------------|-----|
| / | 2006.03.10 | 400.00 | 9.75 | 2006.06.01 | 0.3 |
| / | 2006.05.25 | 2,221.37 | 0.24 | 2006.05.26 | 1.8 |
| (3.58%) | 2006.05.01 | | 0.68 | 2006.05.31 | |
| (3.56%) | 2006.05.22 | | 0.12 | 2006.05.31 | |
| (3.58%) | 2006.05.24 | 50.01 | 50.02 | 2006.05.31 | 0 |

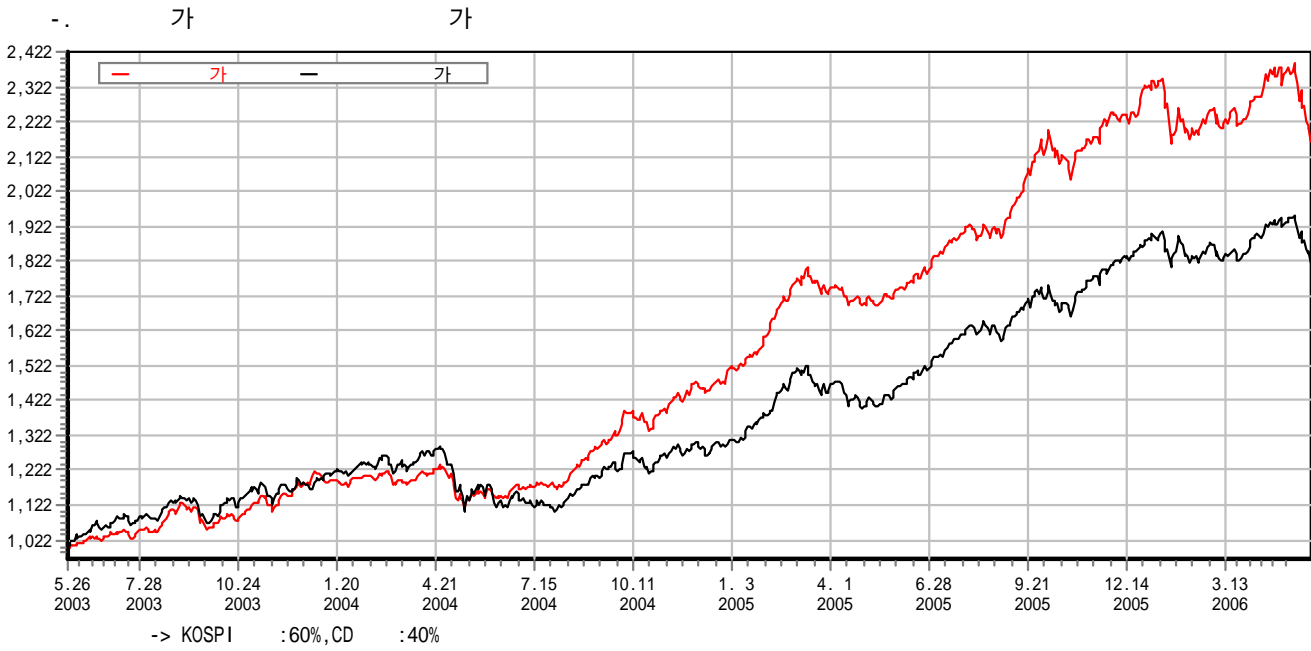
*



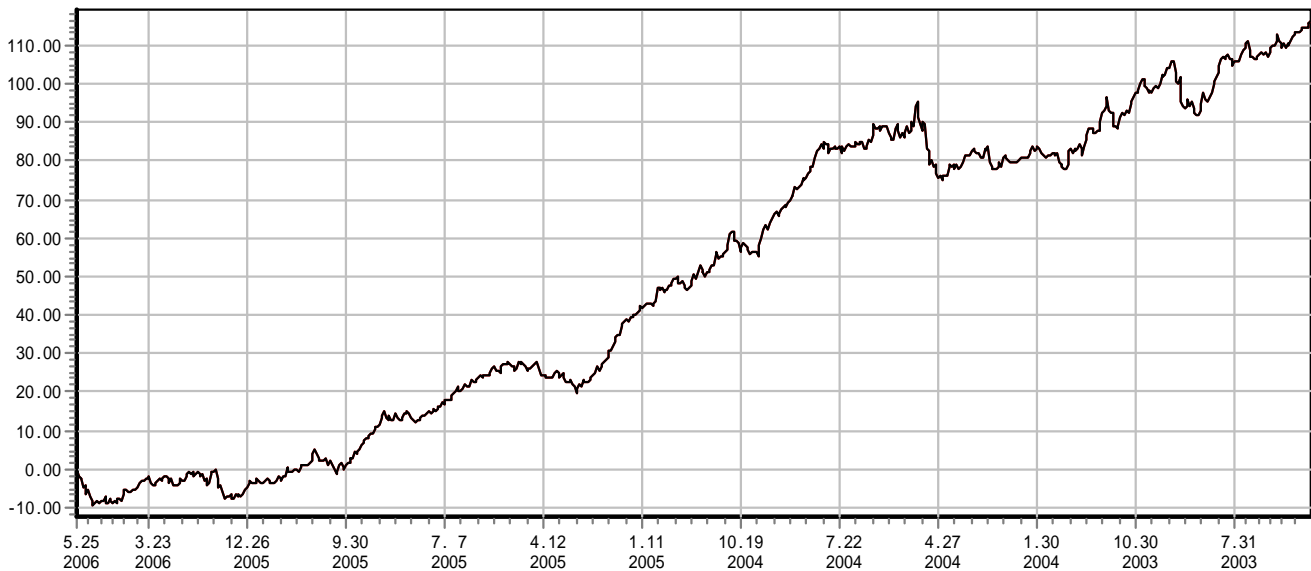
| 가 | | 가 | | | | 가 | | (:) |
|----------|--|---|--|----------|------|---|--|---------|
| 31,717.4 | | | | 20,756.5 | -1.2 | | | 6,781.5 |
| 19,737.9 | | | | 28,727.7 | -1.2 | | | 6,891.5 |

* : , / () , , .

| - | | | | | (:%) |
|-------|-------|-------|-------|--|--------|
| 1 | 3 | 6 | 1 | | |
| -7.96 | -4.00 | -2.87 | 26.42 | | 116.38 |



가



()

가

()

가 :)

| | | | | |
|--|-------|-------|------|-----|
| | 186.2 | 434.4 | 14.3 | 9.5 |
| | 135.6 | 316.5 | 10.4 | 7.0 |

가 :%,)

| | | |
|--|------|------|
| | 1.36 | 1.36 |
|--|------|------|

7.

| | | | |
|----|--|---------|-------------|
| 43 | 2002 / 2004 / 2005 / / 가 2005 / | (9 10) | 99010120004 |
|----|--|---------|-------------|



| 7. | | | |
|----|----|--------------------------------------|-------------|
| | 42 | (11) (4 6) (1 11) | 04010120027 |
| | 35 | (5) (1 11) | 01010120017 |
| | 34 | (7) | 00010120009 |
| | 33 | (7) (5) (5 2) | 01010120020 |
| | 33 | (9) (6 2) | 00010120012 |
| | 32 | () (1 10) (3 6) (1 11) | 01010120019 |
| | 31 | (2 1) (10) (5) | 05010120028 |
| | 31 | MegaM&A Capital(1) KB () (5 9) | 06010120030 |

| 8. (:) | | | |
|----------|--|--|--|
| () | | | |
| | | | |

| 9. () | | | | | |
|--------|------------|---------|----|---------|--|
| | | | | () | |
| | 2006.02.28 | 238,728 | 52 | 238,728 | |
| | | | | 238,728 | |
| | | | | 238,728 | |
| | | | | 238,728 | |
| | 2006.02.28 | 16,696 | 37 | 16,696 | |
| | | | | 16,696 | |
| | | | | 16,696 | |
| | | | | 16,696 | |
| | 2006.02.28 | 268,950 | 33 | 268,950 | |
| | | | | 268,950 | |
| | | | | 268,950 | |
| | 2006.02.28 | 17,216 | 33 | 17,216 | |
| | | | | 17,216 | |
| | | | | 17,216 | |
| | | | | 17,216 | |
| | | | | 17,216 | |
| WISCOM | 2006.03.03 | 314,500 | 28 | 314,500 | |
| | | | | 314,500 | |
| | | | | 314,500 | |
| | | | | 314,500 | |
| G2R | 2006.03.03 | 125,247 | 22 | 125,247 | |
| | | | | 125,247 | |
| | | | | 125,247 | |
| | | | | 125,247 | |
| | 2006.03.08 | 40,208 | | 40,208 | |
| | | | | 40,208 | |
| | | | | 40,208 | |
| | | | | 40,208 | |
| | | | | 40,208 | |
| LG | 2006.03.09 | 269,964 | 28 | 269,964 | |
| | | | | 269,964 | |
| | | | | 269,964 | |
| | | | | 269,964 | |
| | 2006.03.10 | 233,315 | 45 | 233,315 | |
| | | | | 233,315 | |
| | | | | 233,315 | |
| | | | | 233,315 | |
| | | | | 233,315 | |



| 9. () | | | | () | | | |
|--------|------------|---------|----|---------|---------|--|--|
| | | | | | | | |
| | 2006.03.10 | 233,315 | / | 233,315 | | | |
| | | | 36 | 213,790 | | | |
| | | | | 213,790 | | | |
| | 2006.03.10 | 213,790 | | 213,790 | | | |
| | | | | 213,790 | | | |
| | | | | 213,790 | | | |
| | | | | 213,790 | | | |
| | | | 22 | 46,863 | | | |
| | | | | 46,863 | | | |
| SK | 2006.03.10 | 46,863 | | 46,863 | | | |
| | | | | 46,863 | | | |
| | | | 46 | 61,350 | | | |
| | | | | 61,350 | | | |
| | 2006.03.10 | 61,350 | | 61,350 | | | |
| | | | | 61,350 | | | |
| | | | 24 | 216,929 | | | |
| | | | | 216,929 | | | |
| | | | | 216,929 | | | |
| | | | | 216,929 | | | |
| | | | | 216,929 | | | |
| | | | 4 | 128,795 | | | |
| | | | | 128,795 | | | |
| | 2006.03.10 | 128,795 | | 128,795 | 128,795 | | |
| | | | | 128,795 | | | |
| | | | 68 | 90,551 | | | |
| | | | | 90,551 | | | |
| | | | | 90,551 | | | |
| | | | | 90,551 | | | |
| | | | 51 | 138,520 | | | |
| | | | | 138,520 | | | |
| | 2006.03.17 | 138,520 | | 138,520 | | | |
| | | | | 138,520 | | | |
| | | | 48 | 69,533 | | | |
| | | | | 69,533 | | | |
| | | | | 69,533 | | | |
| | | | 50 | 50,760 | | | |
| | | | | 50,760 | | | |
| | | | | 50,760 | | | |
| | | | | 50,760 | | | |
| | | | | 50,760 | | | |
| | | | 48 | 60,793 | | | |
| | | | | 60,793 | | | |
| | | | | 60,793 | | | |
| | | | | 60,793 | | | |
| | | | 41 | 290,895 | | | |
| | | | | 290,895 | | | |
| | | | | 290,895 | | | |
| | | | | 290,895 | | | |
| | | | 37 | 240,525 | | | |
| | | | | 240,525 | | | |
| | | | | 240,525 | | | |
| | | | | 240,525 | | | |
| | | | | 240,525 | | | |
| | | | 36 | 45,039 | | | |
| | | | | 45,039 | | | |
| | | | | 45,039 | | | |
| | | | | 45,039 | | | |
| | | | 32 | 56,400 | | | |
| | | | | 56,400 | | | |
| | | | | 56,400 | | | |
| | | | | 56,400 | | | |
| | | | | 56,400 | | | |
| | 2006.03.17 | 235,389 | 45 | 235,389 | | | |
| | | | 25 | 405,837 | | | |
| | | | | 405,837 | | | |
| | | | | 405,837 | | | |
| | | | | 405,837 | | | |
| | | | | 405,837 | | | |
| | | | 24 | 55,337 | | | |
| | | | | 55,337 | | | |
| | | | | 55,337 | | | |
| | | | | 55,337 | | | |
| | | | | 55,337 | | | |
| | | | 22 | 46,765 | | | |
| | | | | 46,765 | | | |
| E1 | 2006.03.17 | 46,765 | | 46,765 | | | |
| | | | | 46,765 | | | |



| 9. | | | | () | | | |
|------|------------|---------|----------|---------|--|--|--|
| | | | | | | | |
| E1 | 2006.03.17 | 46,765 | | 46,765 | | | |
| | | | | 46,765 | | | |
| KT&G | 2006.03.17 | 73,450 | 19 | 73,450 | | | |
| | | | | 73,450 | | | |
| | | | | 73,450 | | | |
| | | | 35 | 572,778 | | | |
| | 2006.03.17 | 572,778 | | 572,778 | | | |
| | | | | 572,778 | | | |
| | | | | 572,778 | | | |
| | | | | 572,778 | | | |
| 가 | 2006.03.17 | 67,942 | 23 | 67,942 | | | |
| | | | | 67,942 | | | |
| | | | | 67,942 | | | |
| | | | | 67,942 | | | |
| | | | | 67,942 | | | |
| | 2006.03.17 | 273,580 | 14 | 273,580 | | | |
| | | | | 273,580 | | | |
| | | | | 273,580 | | | |
| | | | 28 | 360,910 | | | |
| | 2006.03.17 | 360,910 | | 360,910 | | | |
| | | | | 360,910 | | | |
| | | | | 360,910 | | | |
| | | | | 360,910 | | | |
| | | | | 360,910 | | | |
| | 2006.03.17 | 125,146 | | 125,146 | | | |
| | | | | 125,146 | | | |
| | | | | 125,146 | | | |
| | | | | 125,146 | | | |
| | 2006.03.17 | 155,189 | 3 | 155,189 | | | |
| | | | | 155,189 | | | |
| | | | | 155,189 | | | |
| LG | 2006.03.20 | 258,255 | 53 | 258,255 | | | |
| | | | | 258,255 | | | |
| | | | | 258,255 | | | |
| | | | 15 | 301,683 | | | |
| | 2006.03.23 | 301,683 | | 301,683 | | | |
| | | | | 301,683 | | | |
| | | | | 301,683 | | | |
| | | | 36 | 66,439 | | | |
| | 2006.03.24 | 66,439 | | 66,439 | | | |
| | | | | 66,439 | | | |
| | | | | 66,439 | | | |
| | | | | 66,439 | | | |
| | 2006.03.24 | 92,642 | 32 | 92,642 | | | |
| | | | | 92,642 | | | |
| | | | | 92,642 | | | |
| | | | 26 | 80,220 | | | |
| | 2006.03.24 | 80,220 | | 80,220 | | | |
| | | | | 80,220 | | | |
| | | | | 80,220 | | | |
| | | | | 80,220 | | | |
| SK가 | 2006.03.24 | 70,466 | 21 | 70,466 | | | |
| | | | | 70,466 | | | |
| | | | | 70,466 | | | |
| | | | | 70,466 | | | |
| | | | | 70,466 | | | |
| | | | 31 | 56,271 | | | |
| | 2006.03.24 | 56,271 | 31 / () | 56,271 | | | |
| | | | | 56,271 | | | |
| | | | | 56,271 | | | |
| | | | | 56,271 | | | |
| | 2006.03.24 | 341,719 | 30 | 341,719 | | | |
| | | | | 341,719 | | | |
| | | | | 341,719 | | | |
| | | | | 341,719 | | | |
| | | | 25 | 134,713 | | | |
| | 2006.03.24 | 134,713 | | 134,713 | | | |
| | | | | 134,713 | | | |
| | | | | 134,713 | | | |
| | | | 20 | 187,156 | | | |
| | 2006.03.28 | 187,156 | | 187,156 | | | |
| | | | | 187,156 | | | |
| | | | | 187,156 | | | |
| | | | | 187,156 | | | |



10.

-. www.syfund.co.kr (:) .
 121 1 ()가
 가
 가 가 가 가