

2

[]

[]

(: 2008 06 25 -2008 09 24)

- [가 [가 가] , .]
- 가 가 (3) 가 ,



I.

- 1.
- 2.
- 3.

II.

- 1.
- 2.
3. ,
- 4.
- 5.
6. ,
- 7.
- 8.
- 9.
- 10.

< - >

I.

1.

: 2
 : 48671
 :
 : [] (), 가 ,

[] (: , %)

(A)	9,899,879,294	9,220,408,864	-6.86%
(B)	35,367,821	34,780,887	-1.66%
(C=A-B)	9,864,511,473	9,185,627,977	-6.88%
(D)	9,728,499,830	9,087,359,772	-6.59%
가 (E=C/D X 1000)	1,013.98	1,010.81	-0.31%

) 가 가 (), () (가)
 가

2.

[] (: %)

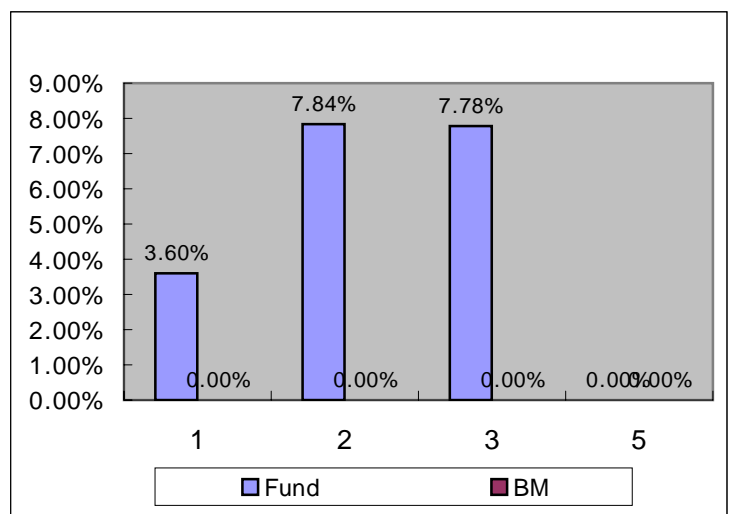
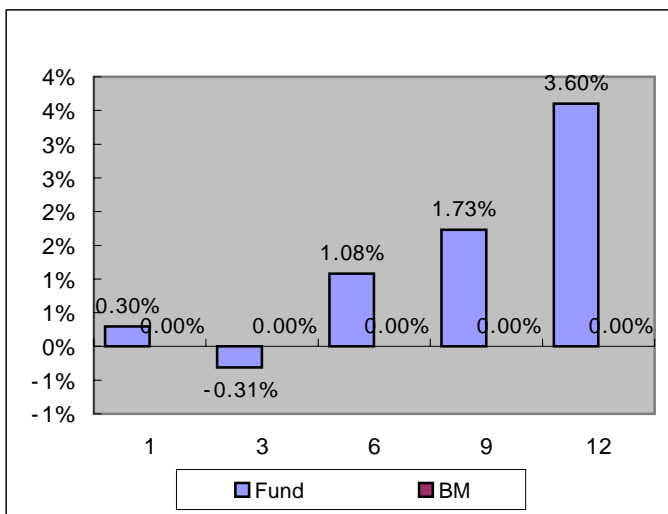
	1	3	6	9	1
2	0.30%	-0.31%	1.08%	1.73%	3.60%

:


[] (: %)

	1	2	3	5
2	3.60%	7.84%	7.78%	0.00%

:



[]

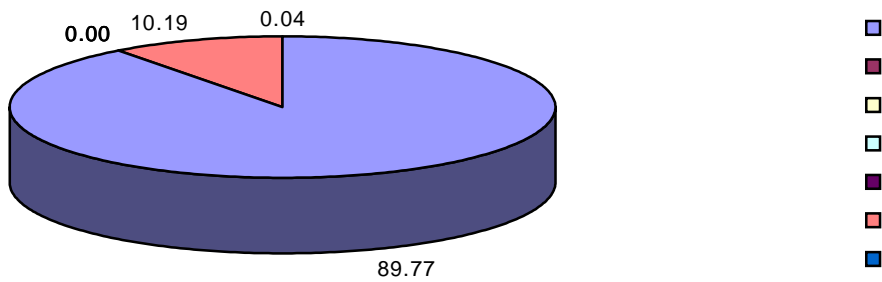


[]

[]

가 가

3.



(: , %)

KRW	1,258	7,020	0	0	0	0	0	0	0	939	4	9,220
	(13.64)	(76.13)	(0.00)	(0.00)	(0.00)	(0.00)	(0.00)	(0.00)	(0.00)	(10.19)	(0.04)	(100.00)
	1,258	7,020	0	0	0	0	0	0	0	939	4	9,220
	(13.64)	(76.13)	(0.00)	(0.00)	(0.00)	(0.00)	(0.00)	(0.00)	(0.00)	(10.19)	(0.04)	(100.00)

) ()

	08 0106-010	21.94%
	43-719-2-25	21.70%
	43-709-2-14	16.23%
	11-04 2E	10.85%
	30-10 01	5.41%

	LG	2.45%
		1.10%
		1.03%
	가	0.90%
		0.65%

II.

1.

: 48671
 : 2005-03-25
 : 2005-04-13
 :
 :
 :
 :
 :
 :

15%

2.

(: , %)

		가	
LG	4,424	226	2.45%
	180	102	1.10%
	1,689	95	1.04%
가	1,215	83	0.90%
	1,930	60	0.65%
POSCO	103	48	0.52%
	1,260	44	0.48%
LS	534	44	0.47%
SK	435	43	0.46%
	2,020	38	0.42%
KT	890	36	0.39%
	661	36	0.39%
	30	34	0.37%
	119	33	0.36%
	2,626	27	0.29%
	352	27	0.29%
	324	24	0.26%
	3,749	23	0.24%
	501	22	0.24%
	7,796	21	0.23%
SK	178	21	0.22%
	1,060	20	0.21%
	940	19	0.20%
	2,453	15	0.16%
	7,571	14	0.16%
	470	13	0.14%

	677	10	0.11%
CJ CGV	550	9	0.10%
	520	8	0.09%
GDS	1,320	8	0.09%
	3,600	8	0.09%
	250	8	0.08%
	1,100	7	0.08%
	2,690	7	0.08%
	527	5	0.06%
	175	5	0.06%
	634	4	0.04%
	921	4	0.04%
CJ	146	3	0.03%
LG	97	3	0.03%
CJ	20	1	0.01%
	56,737	1,258	13.64%

(: , %)

	가	가					
08 0106-010	2,000	2,023	2008-01-09	2009-07-09		AAA	21.94%
43-719-2-25	2,000	2,001	2007-05-25	2009-05-25		RF	21.70%
43-709-2-14	1,500	1,497	2007-03-14	2009-03-14		RF	16.23%
11-04 2E	1,000	1,001	2007-04-24	2009-04-24		AAA	10.85%
30-10 01	500	499	2007-10-09	2008-10-09		AAA	5.41%
	7,000	7,020					76.13%

(: , %)

(: ,)

(: ,)

()

(:)

- /

(: , %)

(: , %)

(: , %)

(: , %)

		()	()		()	
		2008-09-23	900	4.70%	2008-09-25	9.76%
			39	0.10%		0.42%
			939			10.19%

(:)

0.00	0.00	3.64	0.00	0.00	0.00	0.00	0.00

가

(:)

3. (: , , %)

4,242	105	9,878	108	9.45%

) 가

) 가 100 , 100 가

100% (1) , 가

4.

[]

3 가 300p 가 , 가

가 가


2000

1,400p 가 가

가 가

가 가

13% , 12%



(: , %)

	-95	82	0	0	0	0	0	0	0	11	-33	-36
	78	84	0	0	0	0	0	0	0	7	-35	134

(: , %)

		(%)		(%)
	9.21	0.37%	9.02	0.37%
	21.87	0.88%	21.40	0.88%

	0.75	0.03%	0.73	0.03%	
	1.00	0.04%	0.97	0.04%	
	32.83	1.32%	32.12	1.32%	

*

(: %)

			1.40%	1.38%
			0.01%	0.01%

5. (: ,)

	46		6	13,922	(7 4) (12 2)	99010120004
	33		16	1,255	(3 5) (1 4)	5010120028

)

6. ,

(: , %)

	06 (08.06.25 - 08.07.24)			07 (08.07.25 - 08.08.24)			08 (08.08.25 - 08.09.24)		
	()	()		()	()		()	()	
	29	0	0.10	27	0	0.10	96	0	0.10
	(38%)	(38%)		(81%)	(81%)		(91%)	(91%)	
	4	0	0.10						
	(5%)	(5%)							
				6	0	0.10	3	0	0.10
				(19%)	(19%)		(3%)	(3%)	
	42	0	0.10				6	0	0.10
	(56%)	(56%)					(6%)	(6%)	

*

(: , %)

	06 (08.06.25 - 08.07.24)			07 (08.07.25 - 08.08.24)			08 (08.08.25 - 08.09.24)		
	()	()		()	()		()	()	
	0	0		1,513		0.00	0	0	
	(0%)	(0%)		(100%)			(0%)	(0%)	

*

(: , %)

7.

8.

9.


	()	()	가		
2006.03.27	2,363	20,360	1,116.07	1,000.00	
2007.03.26	615	13,312	1,046.17	1,000.00	
2008.03.25	912	8,841	1,103.20	1,000.00	

10.

[[] [2]]
[] ()

(www.amak.or.kr)

: 34-12 (6,7) ()
: 02-2004-9500
: www.syfund.co.kr



	가 가 . ,
()	() 60%
가 ()	가 가 .
()	(Class) Class 가 , Class 가
	가 가 가 ()
	가 가 , , , ,
	가 가 , 가 가 가 , 가
	가 가 , ,
	가
	가 가 , ,
	가 .
	가