

가

()


[]

[]

(: 2008 09 18 -2008 12 17)

○ [가 [가 가] , .]

○ 가 가 (3) 가 ,
.



I.

- 1.
- 2.
- 3.

II.

- 1.
- 2.
3. ,
- 4.
- 5.
6. ,
- 7.
- 8.
- 9.
- 10.

< - >

I.

1.

가 ()
 : 77283
 :
 : [](), 가 , ,

[] (: , %)

(A)	1,388,111,674	1,340,609,080	-3.42%
(B)	7,734,169	7,220,208	-6.65%
(C=A-B)	1,380,377,505	1,333,388,872	-3.40%
(D)	1,722,370,309	1,957,078,085	13.63%
가 (E=C/D X 1000)	801.44	681.32	-14.99%

) 가 가 (), () (가)
 가 가

2.

[] (: %)

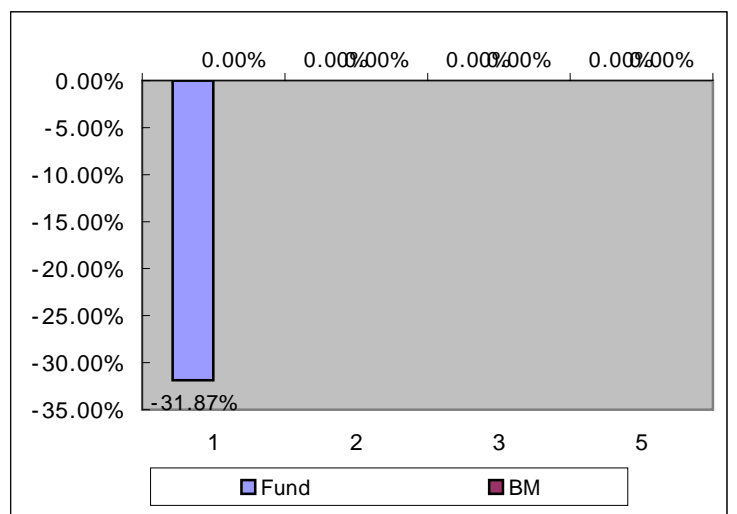
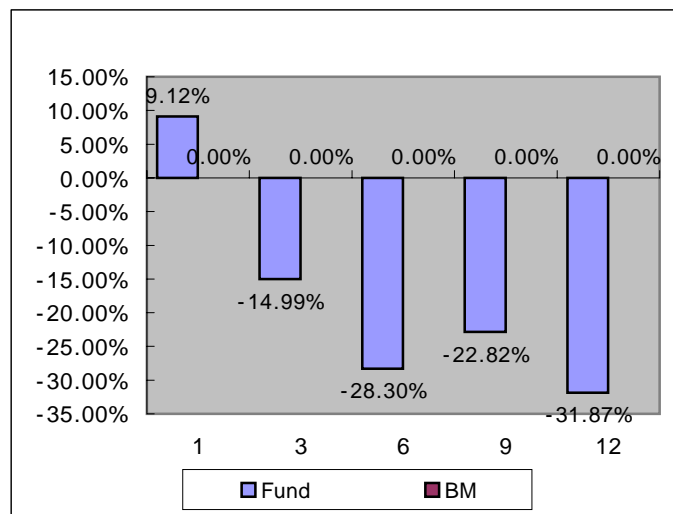
	1	3	6	9	1
가 ()	9.12%	-14.99%	-28.30%	-22.82%	-31.87%
	0.00%	0.00%	0.00%	0.00%	0.00%

:

[] (: %)

	1	2	3	5
가 ()	-31.87%	0.00%	0.00%	0.00%
	0.00%	0.00%	0.00%	0.00%

:



(: , %)

	()	2008/12/17	108	3.08%	2008/12/18	8.06%
			0	2.53%		0.03%
			108			8.09%

(:)

가

(:)

3. ,

(: , , %)

4.

(: , %)

	0	0	0	0	0	0	0	-204	0	1	-8	-210
	0	0	0	0	0	0	0	-213	0	1	-8	-220

(: , %)

		(%)		(%)	
	2.32	0.70%	2.19	0.70%	
	5.40	1.63%	5.10	1.63%	
	0.07	0.02%	0.06	0.02%	
	0.05	0.01%	0.05	0.01%	
	7.84	2.37%	7.40	2.37%	

*

(: %)

	2.41%	2.42%
	0.00%	0.00%

5.

(: ,)

	46		6	13,890	(7 4) (12 5)	99010120004
	33		21	8,487	現) KB (5 9) (2 8)	6010120030

)

6. ,

(: , %)

(: , %)

(: , %)

7.

8.

9.


	()	()	가		
2008.12.18	0	1,957	681.32	681.32	

10.

[] () [가 ()]
 [] () []

(www.amak.or.kr)

: 34-12 (6,7) ()
 : 02-2004-9500
 : www.syfund.co.kr



	가 가 . ,
()	() 60%
가 ()	가 가 .
()	(Class) Class 가 , Class 가
	가 가 가 ()
	가 가 , , , ,
	가 가 , , 가 , 가 가 가 가
	가 가 , ,
	가
	가 , , , ,
	가 .
	가

가

()


[]

[]

(: 2008 09 18 -2008 12 17)

○ [가 [가 가] , .]

○ 가 가 (3) 가 ,
.



I.

- 1.
- 2.
- 3.

II.

- 1.
- 2.
3. ,
- 4.
- 5.
6. ,
- 7.
- 8.
- 9.
- 10.

< - >

I.

1.

가 ()
 : 53636
 :
 : [] (), 가 , ,

[] (: , %)

(A)	6,535,578,147	6,411,259,281	-1.90%
(B)	3,200,452	13,779,004	330.53%
(C=A-B)	6,532,377,695	6,397,480,277	-2.07%
(D)	8,252,255,660	9,583,930,098	16.14%
가 (E=C/D X 1000)	791.59	667.52	-15.67%

) 가 가 (), () (가)
 가 가

2.

[] (: %)

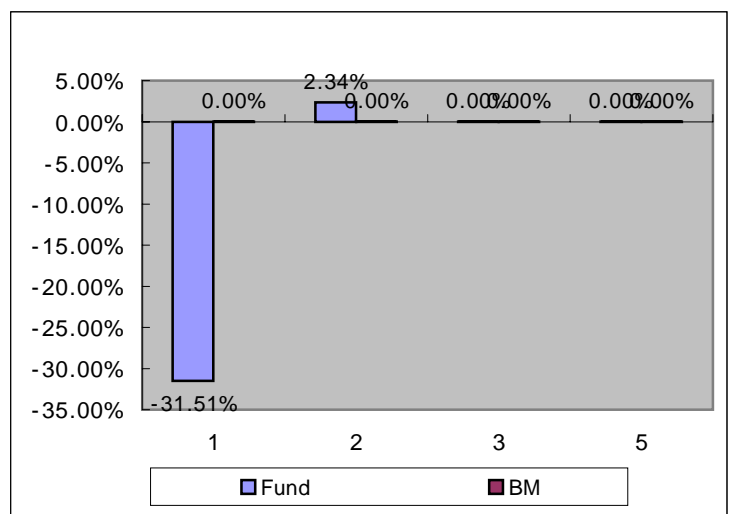
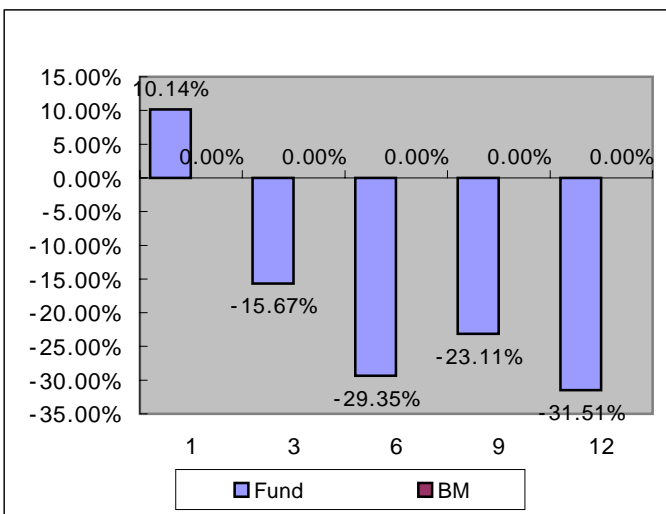
	1	3	6	9	1
가 ()	10.14%	-15.67%	-29.35%	-23.11%	-31.51%
	0.00%	0.00%	0.00%	0.00%	0.00%

:

[] (: %)

	1	2	3	5
가 ()	-31.51%	2.34%	0.00%	0.00%
	0.00%	0.00%	0.00%	0.00%

:



II.

1.

: 53636
 : 2006/01/03
 :
 :
 :
 :
 :

2.

(: , %)

		가	
	968	445	6.94%
	10,322	334	5.22%
POSCO	690	270	4.21%
	5,075	170	2.64%
KT	4,451	166	2.58%
LG	4,268	137	2.14%
	1,563	115	1.79%
LG	3,781	114	1.78%
	450	102	1.59%
SK	1,010	95	1.49%
	2,959	95	1.48%
	6,614	93	1.45%
	1,381	92	1.43%
	6,414	92	1.43%
	1,704	89	1.40%
GS	3,290	88	1.37%
E1	1,243	86	1.33%
	1,067	82	1.28%
KCC	285	80	1.24%
	427	79	1.23%
	3,569	78	1.22%
	3,944	77	1.21%
	363	74	1.15%
	10,000	72	1.12%
	1,740	71	1.11%
	504	70	1.09%
	338	70	1.09%
	3,429	69	1.07%
LS	1,520	68	1.07%
	4,962	68	1.06%
	4,000	68	1.06%

	7,308	67	1.05%
KC	9,270	64	0.99%
	12,951	63	0.99%
KCC	2,988	63	0.98%
CJ	1,419	63	0.98%
	28,292	62	0.97%
	586	62	0.97%
I&C	1,763	61	0.95%
LG	3,250	61	0.95%
	45	60	0.94%
	933	59	0.91%
	23,730	58	0.90%
	22,000	57	0.89%
	1,508	57	0.89%
LG	3,343	57	0.89%
	1,162	57	0.88%
LG	690	56	0.88%
LG	4,091	56	0.87%
S-Oil	852	55	0.87%
KSS	14,530	55	0.86%
	13,921	54	0.84%
SJM	14,665	53	0.83%
	1,110	52	0.81%
	1,855	52	0.80%
	13,494	51	0.80%
	16,862	51	0.80%
	500	51	0.80%
SK	242	51	0.79%
가	1,033	51	0.79%
	7,516	50	0.78%
	1,793	46	0.72%
	5,580	46	0.71%
	14,659	44	0.68%
	23,915	43	0.67%
	23,000	42	0.66%
	51	41	0.64%
	710	39	0.61%
	1,136	39	0.61%
	13,416	37	0.58%
	17,250	37	0.57%
	3,297	35	0.55%
	236	33	0.52%
	211	32	0.49%
	6,000	30	0.47%
S&T	4,150	27	0.43%
	1,071	27	0.42%
GS	453	27	0.42%
	5,080	25	0.39%
	1,113	23	0.36%

I&C	24,620	23	0.36%
	3,620	22	0.35%
	1,200	21	0.33%
()	551	21	0.32%
2 B	3,370	20	0.31%
KISCO	326	12	0.18%
	2,131	11	0.17%
	463,179	6,121	95.47%

(: , %)

(: , %)

(: ,)

(: ,)

() (:)

- / (: , %)

(: , %)

(: , %)

(: , %)

	()	()		()	
()	2008/12/17	290	3.08%	2008/12/18	4.52%
	2008/12/17	0	2.70%	2008/12/18	0.00%
		0	2.53%		0.00%
		290			4.53%

(:)

가 (:)


3. , (: , , %)

148,378	1,802	29,715	847	15.75%

) 가
) 가 100 , 100 가
 100% (1) , 가 .

4.

3 IMF 10 가 가
 가 가
 가 가
 KOSPI 900 KOSPI 1200p 가 900p 가
 가 가
 가 10 가 가
 가 가 가
 가 가 가 가
 3 KOSPI 16% 가 15%
 가 가 가 가
 가 가
 PBR 0.5 가 가
 가 가 가 가
 가 가



(: , %)

	-1,008	0	0	0	0	0	0	0	0	5	0	-1,003
	-1,509	0	0	0	0	0	0	0	0	13	0	-1,496

(: , %)

		(%)		(%)	
	0.00	0.00%	0.00	0.00%	
	0.00	0.00%	0.00	0.00%	
	0.00	0.00%	0.00	0.00%	
	0.00	0.00%	0.00	0.00%	

*

(: %)

	0.27%	0.21%
	0.27%	0.19%

5. (: ,)

	46		6	13,890	(7 4) (12 5)	99010120004
	33		21	8,487	KB (5 9) (2 8)	6010120030

)

6.

(: , %)

	09 (08.09.18 - 08.10.17)			10 (08.10.18 - 08.11.17)			11 (08.11.18 - 08.12.17)		
	()	()		()	()		()	()	
	25	0	0.10						
	(2%)	(2%)							
IBK				31	0	0.10			
				(4%)	(4%)				
KTB				23	0	0.10			
				(3%)	(3%)				
LIG							8	0	0.10
							(1%)	(1%)	
	3	0	0.10	5	0	0.10	13	0	0.10
	(0%)	(0%)		(1%)	(1%)		(2%)	(1%)	
	40	0	0.10	39	0	0.10	7	0	0.10
	(4%)	(4%)		(5%)	(5%)		(1%)	(1%)	
(LG)	22	0	0.10	7	0	0.10	24	0	0.10
	(2%)	(2%)		(1%)	(1%)		(3%)	(3%)	
	58	0	0.10	15	0	0.10	6	0	0.10
	(5%)	(5%)		(2%)	(2%)		(1%)	(1%)	
	10	0	0.10						
	(1%)	(1%)							
							21	0	0.10
							(2%)	(2%)	
	330	0	0.10	340	0	0.10	604	1	0.10
	(31%)	(31%)		(47%)	(46%)		(71%)	(70%)	
	21	0	0.10	5	0	0.10			
	(2%)	(2%)		(1%)	(1%)				
	29	0	0.10	5	0	0.10	9	0	0.10
	(3%)	(3%)		(1%)	(1%)		(1%)	(1%)	
	25	0	0.10						
	(2%)	(2%)							
	12	0	0.10						
	(1%)	(1%)							
	64	0	0.10				3	0	0.10
	(6%)	(6%)					(0%)	(0%)	
	3	0	0.10	17	0	0.10	4	0	0.10
	(0%)	(0%)		(2%)	(2%)		(0%)	(0%)	
(KG	53	0	0.10	11	0	0.10			
	(5%)	(5%)		(1%)	(1%)				
	16	0	0.10	11	0	0.10			
	(1%)	(1%)		(2%)	(2%)				
RB	60	0	0.10	16	0	0.10	10	0	0.10
	(6%)	(6%)		(2%)	(2%)		(1%)	(1%)	
	5	0	0.10	1	0	0.10	16	0	0.10
	(0%)	(0%)		(0%)	(0%)		(2%)	(2%)	

	26	0	0.10	33	0	0.10			
	(2%)	(2%)		(5%)	(4%)				
	44	0	0.10	7	0	0.10	30	0	0.10
	(4%)	(4%)		(1%)	(1%)		(4%)	(3%)	
	91	0	0.10	40	0	0.10	20	0	0.10
	(8%)	(8%)		(5%)	(5%)		(2%)	(2%)	
				4	0	0.25	11	0	0.25
				(1%)	(1%)		(1%)	(3%)	
	34	0	0.10	4	0	0.10	11	0	0.10
	(3%)	(3%)		(0%)	(0%)		(1%)	(1%)	
	18	0	0.10	35	0	0.10	8	0	0.10
	(2%)	(2%)		(5%)	(5%)		(1%)	(1%)	
	55	0	0.10	50	0	0.10	18	0	0.10
	(5%)	(5%)		(7%)	(7%)		(2%)	(2%)	
	19	0	0.10	5	0	0.10	1	0	0.10
	(2%)	(2%)		(1%)	(1%)		(0%)	(0%)	
SK				17	0	0.10	26	0	0.10
				(2%)	(2%)		(3%)	(3%)	
	11	0	0.10	5	0	0.10			
	(1%)	(1%)		(1%)	(1%)				

*

(: , %)

(: , %)

7.

8.

9.


	()	()	가	
2007.01.03	6	175	1,031.84	1,000.00
2008.01.03	1,023	1,828	1,559.90	1,000.00

10.

[] [가 ()]

(www.amak.or.kr)

: 34-12 (6,7) ()
 : 02-2004-9500
 : www.syfund.co.kr



	가 가 . ,
()	() 60%
가 ()	가 가 .
()	(Class) Class 가 , Class 가
	가 가 가 ()
	가 . , , ,
	가 가 , 가 가 가 , 가 가 가
	가 . ,
	가 .
	, , 가 . ,
	가 .