

가

()

[]

[]

(: 2008 12 18 -2009 03 17)

○ [가 [가 가] , .]

○ 가 가 (3) 가 ,
.



I.

- 1.
- 2.
- 3.

II.

- 1.
- 2.
3. ,
- 4.
- 5.
6. ,
- 7.
- 8.
- 9.
- 10.

< - >

I.

1.

가 ()
 : 77283
 :
 : [](), 가 , ,

[] (: , %)

(A)	1,340,609,080	1,640,577,264	22.38%
(B)	7,220,208	8,456,944	17.13%
(C=A-B)	1,333,388,872	1,632,120,320	22.40%
(D)	1,957,078,085	2,274,233,219	16.21%
가 (E=C/D X 1000)	681.32	717.66	5.33%

) 가 가 (), () (가)
 가 가

2.

[] (: %)

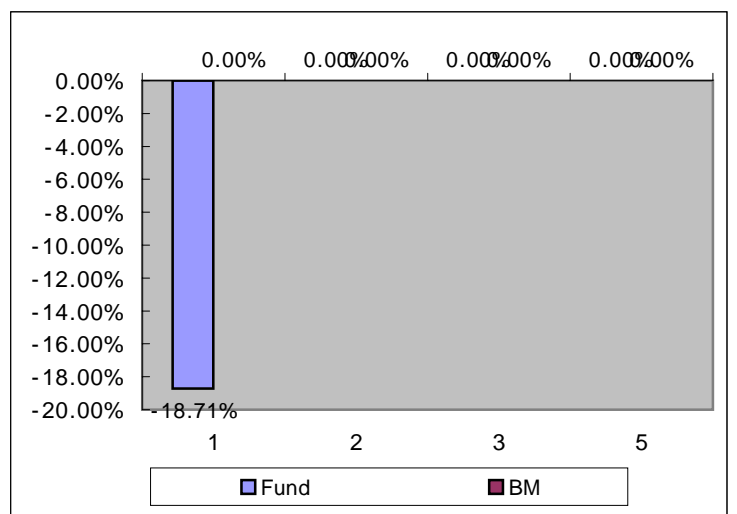
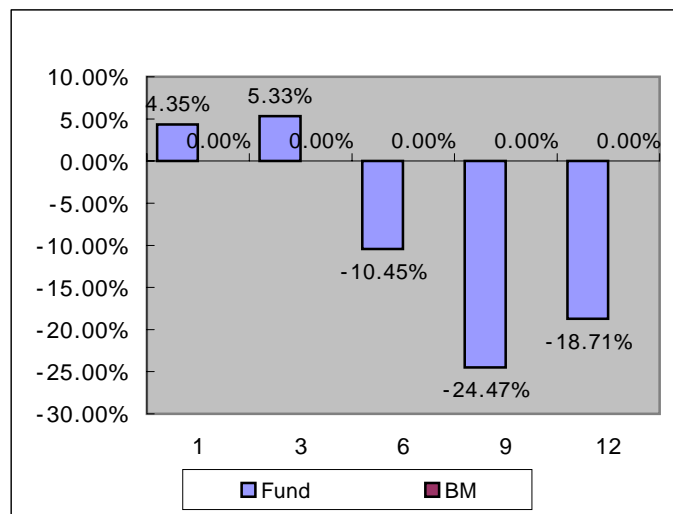
	1	3	6	9	1
가 ()	4.35%	5.33%	-10.45%	-24.47%	-18.71%
	0.00%	0.00%	0.00%	0.00%	0.00%

:

[] (: %)

	1	2	3	5
가 ()	-18.71%	0.00%	0.00%	0.00%
	0.00%	0.00%	0.00%	0.00%

:



II.

1.

: 77283
: 2007/12/18
:
:
:
:
:
:

가 가 가

2.

(: , %)

(: , %)

(: , %)

(: ,)

(: ,)

() (:)

- / (: , %)

(: , %)

(: , %)

				가	
	가 ()		2,146	1,524	92.89%
			2,146	1,524	92.89%

(: , %)

		()	()		()	
			117	1.61%		7.11%
			117			7.11%

(:)

가

(:)

3. ,

(: , , %)

4.

(: , %)

	0	0	0	0	0	0	0	92	0	1	-9	84
	0	0	0	0	0	0	0	-204	0	1	-8	-210

(: , %)

		(%)		(%)	
	2.19	0.70%	2.53	0.70%	
	5.10	1.63%	5.89	1.63%	
	0.06	0.02%	0.07	0.02%	
	0.05	0.01%	0.05	0.01%	
	7.40	2.37%	8.54	2.37%	

*

(: %)

	2.42%	2.41%
	0.00%	0.00%

5.

(: ,)

	47		6	14,046	(7 4) (12 8) 現)
	34		21	8,788	KB (5 9) (2 11)
					99010120004
					6010120030

)

6.

(: , %)

(: , %)

(: , %)

7.

8.

9.


	()	()	가	
2008.12.18	0	1,957	681.32	681.32

10.

[가 ()]
 [] ()

(www.amak.or.kr)

: 34-12 (6,7) ()
 : 02-2004-9500
 : www.syfund.co.kr



	가 가 . ,
()	() 60%
가 ()	가 가 .
()	(Class) Class 가 , Class 가
	가 가 가 ()
	가 . , , ,
	가 가 , 가 가 가 , 가
	가 . ,
	가 .
	, , 가 . ,
	가 .

가

()

[]

[]

(: 2008 12 18 -2009 03 17)

○ [가 [가 가] , .]

○ 가 가 (3) 가 ,
.



I.

- 1.
- 2.
- 3.

II.

- 1.
- 2.
3. ,
- 4.
- 5.
6. ,
- 7.
- 8.
- 9.
- 10.

< - >

I.

1.

가 ()
 : 53636
 :
 : [] (), 가 , ,

[] (: , %)

(A)	6,411,259,281	9,675,367,051	50.91%
(B)	13,779,004	41,073,546	198.09%
(C=A-B)	6,397,480,277	9,634,293,505	50.60%
(D)	9,583,930,098	13,569,069,786	41.58%
가 (E=C/D X 1000)	667.52	710.02	6.37%

) 가 가 (), () (가)
 가 가

2.

[] (: %)

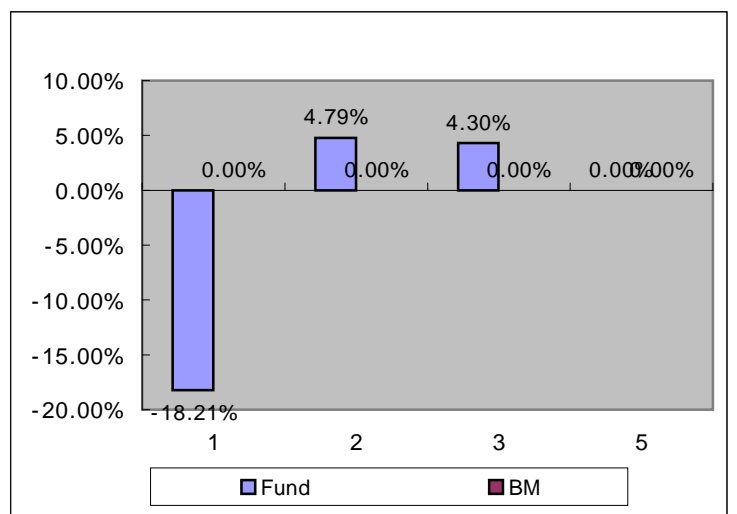
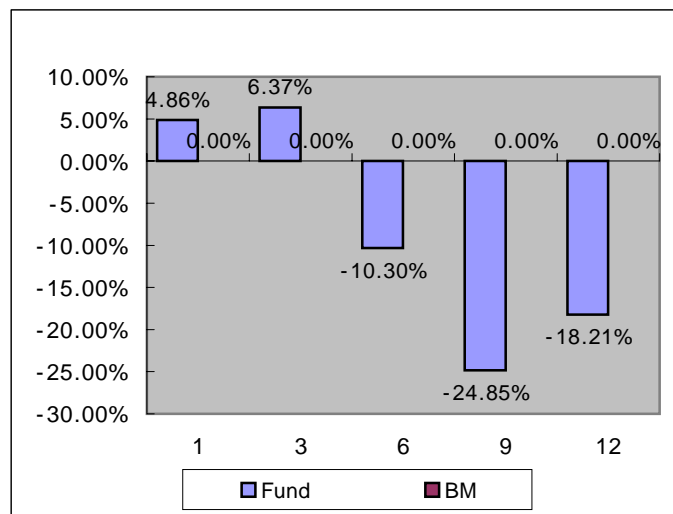
	1	3	6	9	1
가 ()	4.86%	6.37%	-10.30%	-24.85%	-18.21%
	0.00%	0.00%	0.00%	0.00%	0.00%

:

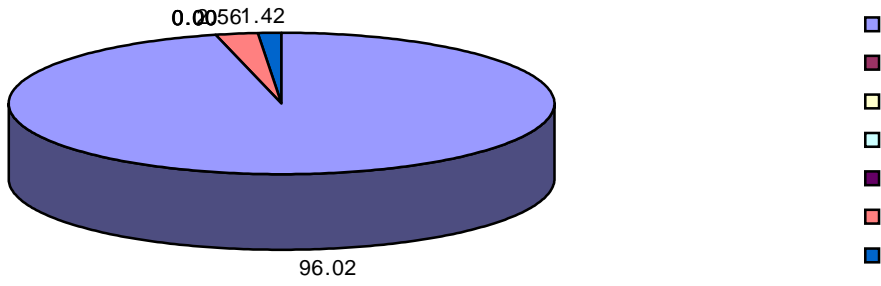
[] (: %)

	1	2	3	5
가 ()	-18.21%	4.79%	4.30%	0.00%
	0.00%	0.00%	0.00%	0.00%

:



3.



(: , %)

KRW	9,290	0	0	0	0	0	0	0	0	248	138	9,675
	(96.02)	(0.00)	(0.00)	(0.00)	(0.00)	(0.00)	(0.00)	(0.00)	(0.00)	(2.56)	(1.42)	(100.00)
	9,290	0	0	0	0	0	0	0	0	248	138	9,675
	(96.02)	(0.00)	(0.00)	(0.00)	(0.00)	(0.00)	(0.00)	(0.00)	(0.00)	(2.56)	(1.42)	(100.00)

) ()

10

		7.09%
		4.22%
	POSCO	3.90%
		3.07%
	KT	2.14%

		1.90%
		1.78%
	LG	1.75%
	LG	1.74%
	LG	1.69%

1.

: 53636
 : 2006/01/03
 :
 :
 :
 :
 :

2.

(: , %)

		가	
	1,284	686	7.09%
	14,782	409	4.22%
POSCO	1,045	377	3.90%
	11,801	297	3.07%
KT	5,331	207	2.14%
	10,503	184	1.90%
	7,604	172	1.78%
LG	5,128	169	1.75%
LG	5,029	169	1.74%
LG	9,561	163	1.69%
GS	5,850	159	1.65%
	824	157	1.62%
	3,894	150	1.55%
	10,664	145	1.50%
E1	2,091	138	1.43%
	586	130	1.34%
	3,400	129	1.33%
	754	127	1.32%
	644	122	1.26%
	28,192	122	1.26%
	1,713	120	1.24%
	9,542	119	1.23%
SK	1,212	117	1.21%
LG	1,316	115	1.19%
	2,106	115	1.18%
	2,034	112	1.16%
KCC	4,304	107	1.10%
	2,526	106	1.09%
	1,128	106	1.09%
	1,549	105	1.09%
LG	6,423	101	1.05%

KC		10,759	98	1.02%
		27,000	97	1.01%
		39,966	97	1.00%
		5,000	97	1.00%
I&C		2,333	97	1.00%
		2,916	96	0.99%
		16,216	96	0.99%
		13,141	94	0.97%
		3,572	93	0.96%
		835	92	0.95%
CJ		2,075	90	0.93%
		1,662	89	0.92%
		1,479	89	0.92%
		120	88	0.91%
LG		4,891	88	0.91%
KCC		333	88	0.91%
		14,400	88	0.91%
SK		465	87	0.90%
		2,844	84	0.87%
		18,862	83	0.86%
		3,035	83	0.85%
		1,210	81	0.84%
KSS		17,910	81	0.83%
		8,385	80	0.83%
SJM		22,760	79	0.81%
		39,600	78	0.80%
LS		1,520	76	0.78%
		1,880	76	0.78%
I&C		56,860	75	0.78%
		14,083	74	0.77%
		2,643	74	0.76%
		10,398	72	0.74%
		4,800	71	0.74%
		700	69	0.71%
가		1,533	61	0.63%
		18,921	61	0.63%
		412	56	0.58%
		5,580	56	0.57%
		53	55	0.57%
		17,250	55	0.57%
S&T		8,150	54	0.56%
		28,915	52	0.53%
		402	51	0.53%
		15,416	47	0.49%
() ()		21,219	44	0.45%
GS		773	44	0.45%
		289	42	0.43%
		750	40	0.42%
		7,200	35	0.36%

	1,071	31	0.32%
()	1,110	28	0.29%
	3,620	27	0.28%
	5,080	22	0.22%
2 B	3,370	21	0.22%
	1,200	21	0.22%
24	7,073	18	0.18%
()	2,949	17	0.18%
	2,131	14	0.15%
KISCO	152	6	0.06%
	672,092	9,290	96.02%

(: , %)

(: , %)

(: ,)

(: ,)

() (:)

- / (: , %)

(: , %)

(: , %)

(: , %)

	()	()		()	
	2009/03/17	200	1.50%	2009/03/18	2.07%
		48	1.61%		0.49%
		248			2.56%

(:)

0.00	0.00	26.47	111.28	0.00	0.00	0.00	0.00
------	------	-------	--------	------	------	------	------

가

(:)

가 가

가

(: , %)

	2,825	0	0	0	0	0	0	0	0	-17	1	2,809	
	-2,427	0	0	0	0	0	0	0	0	16	0	-2,412	

(: , %)

		0.00	0.00%	0.00	0.00%		
		0.00	0.00%	0.00	0.00%		
		0.00	0.00%	0.00	0.00%		
		0.00	0.00%	0.00	0.00%		

*

(: %)

		0.24%	0.13%
		0.23%	0.17%

5.

(: ,)

	47	6	14,046	(7 4) (12 8)	現)	99010120004	
	34	21	8,788	KB	(5 9) (2 11)	6010120030	

)

6.

(: , %)

	12 (08.12.18 - 09.01.17)			01 (09.01.18 - 09.02.17)			02 (09.02.18 - 09.03.17)		
	()	()		()	()		()	()	
IBK				0	0	0.10			
				(0%)	(0%)				
KTB							31	0	0.10
							(2%)	(2%)	
	14	0	0.10	37	0	0.10	26	0	0.10
	(3%)	(3%)		(3%)	(3%)		(2%)	(2%)	
	9	0	0.10	11	0	0.10			
	(2%)	(2%)		(1%)	(1%)				
	12	0	0.10	1	0	0.10	22	0	0.10
	(2%)	(2%)		(0%)	(0%)		(2%)	(2%)	
(LG)				0	0	0.10	6	0	0.10
				(0%)	(0%)		(0%)	(0%)	
				23	0	0.10			
				(2%)	(2%)				
				1	0	0.10	3	0	0.10
				(0%)	(0%)		(0%)	(0%)	
	439	0	0.10	110	0	0.10	631	1	0.10
	(82%)	(82%)		(9%)	(9%)		(48%)	(46%)	
							11	0	0.10
							(1%)	(1%)	
				900	1	0.10			
				(73%)	(73%)				
	10	0	0.10	2	0	0.10	98	0	0.10
	(2%)	(2%)		(0%)	(0%)		(7%)	(7%)	
HMC (28	0	0.10			
				(2%)	(2%)				
NH	2	0	0.10				376	0	0.10
	(0%)	(0%)					(29%)	(27%)	
	8	0	0.10						
	(1%)	(1%)							
	7	0	0.10				5	0	0.10
	(1%)	(1%)					(0%)	(0%)	
	5	0	0.10	55	0	0.10	15	0	0.10
	(1%)	(1%)		(4%)	(4%)		(1%)	(1%)	
				12	0	0.10	27	0	0.10
				(1%)	(1%)		(2%)	(2%)	
	3	0	0.10	0	0	0.10	1	0	0.10
	(1%)	(1%)		(0%)	(0%)		(0%)	(0%)	
	2	0	0.25				24	0	0.25
	(0%)	(1%)					(2%)	(4%)	
	9	0	0.10	41	0	0.10			
	(2%)	(2%)		(3%)	(3%)				
							16	0	0.25

							(1%)	(3%)	
	3	0	0.10	10	0	0.10			
	(1%)	(1%)		(1%)	(1%)				
	8	0	0.10				12	0	0.10
	(1%)	(1%)					(1%)	(1%)	
	1	0	0.10				9	0	0.10
	(0%)	(0%)					(1%)	(1%)	
				4	0	0.10			
				(0%)	(0%)				

*

(: , %)

(: , %)

7.

8.

9.


	()	()	가		
2007.01.03	6	175	1,031.84	1,000.00	
2008.01.03	1,023	1,828	1,559.90	1,000.00	
2009.01.05	0	9,852	680.47	680.47	

10.

[] 가 () []

(www.amak.or.kr)

: 34-12 (6,7) ()
 : 02-2004-9500
 : www.syfund.co.kr



	가 가 . ,
()	() 60%
가 ()	가 가 .
()	(Class) Class 가 , Class 가
	가 가 가 ()
	가 . , , ,
	가 가 , 가 가 가 . 가
	가 . ,
	가 .
	가 . , , 가 .
	가 .