


()
[]

[]

(: 2009 07 01 -2009 09 30)

○ [가 [가 가] , .]
○ , 가 가 (3) 가



- 1.
- 2.
- 3.
- 4.
- 5.
- 6.
- 7.
- 8.
- 9.

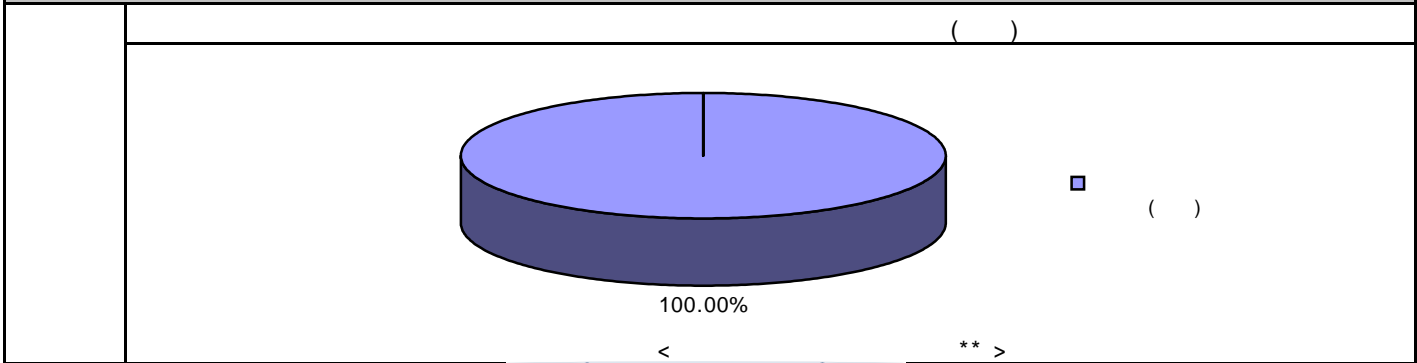
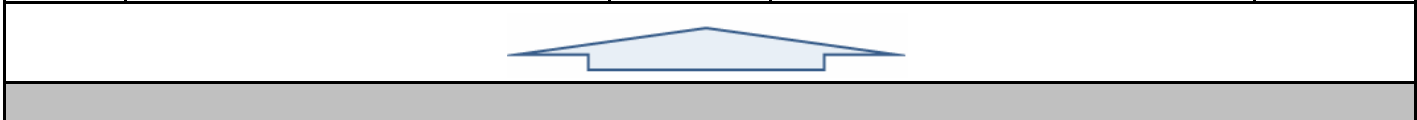
<

-

>



		* (%)	* (%)
	(0.84%	
(54007)			

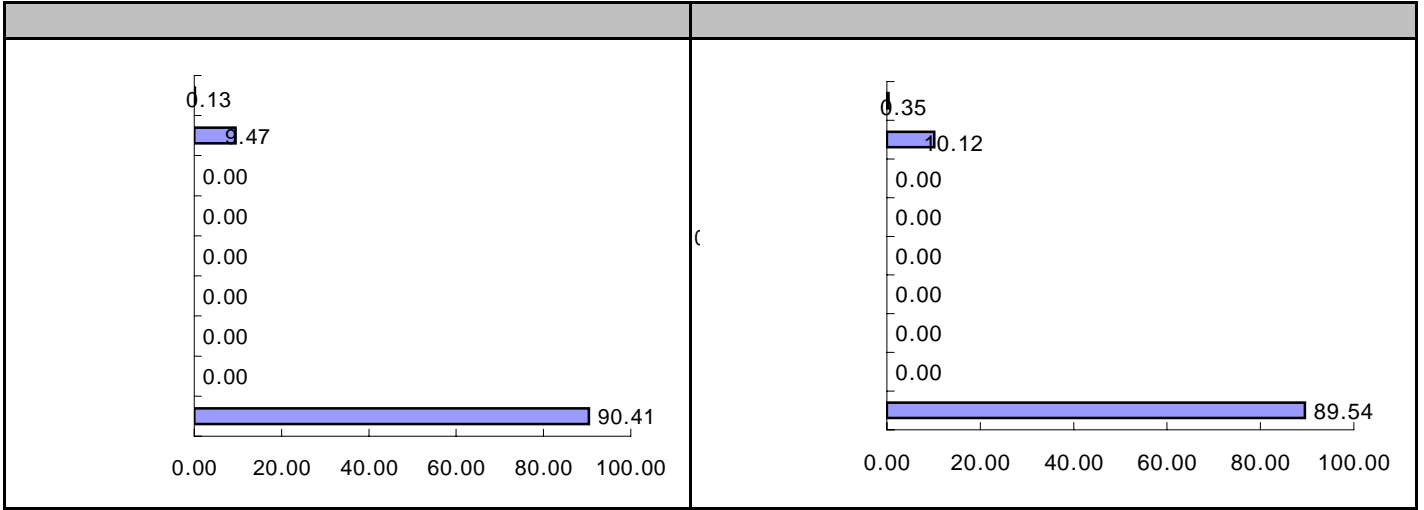


) 가 가 , 가 가 .

* 가 , 가 가 .

** 100 , 가 .

3.



(: , %)

KRW	97 (90.41)	0 (0.00)	0 (0.00)	0 (0.00)	0 (0.00)	0 (0.00)	0 (0.00)	0 (0.00)	0 (0.00)	10 (9.47)	0 (0.13)	107 (100.00)
	97 (90.41)	0 (0.00)	0 (0.00)	0 (0.00)	0 (0.00)	0 (0.00)	0 (0.00)	0 (0.00)	0 (0.00)	10 (9.47)	0 (0.13)	107 (100.00)

* () :
)

가

가

가

10

(: %)

1		6.26%
2	LG	3.76%
3	KT	3.61%
4		3.37%
5	POSCO	3.19%

6	NH ()	3.15%
7		2.91%
8	()	2.86%
9	LG	2.70%
10	KB	1.96%

5

(: , %)

		가		
	8	6	6.91%	
LG	52	4	4.15%	
KT	95	3	3.99%	
	100	3	3.72%	
POSCO	7	3	3.53%	

5

(: , %)

5

(: , %)

5

(: , , %)

(: ,)

) 가 5%

(: ,)

) 가 5%

()

(:)

) 가 5%

- /

(: , %)

) 가 5%

(:)

) 가 5%

(: , %)

) 가 5%

(:)

) 가 5%

4.

(: ,)

		()				
2008.04.01	(47)	1	4,805	(7 4) (13 2)	現)	99010120004
2008.06.20	(39)	12	7,857	(5) 1 (5 3)		1010120017

)

* 가

(: ,)

5.

(: , %)

				(%)		(%)
() (R052)			0.08	0.35%	0.09	0.35%
			0.18	0.82%	0.20	0.82%
			0.00	0.02%	0.00	0.02%
			0.00	0.02%	0.00	0.02%
			0.26	1.21%	0.29	1.21%

(: %)

() (R004)		0.00%	0.18%	0.00%	0.18%
		0.00%	0.15%	0.00%	0.15%
() (R052)		1.20%	0.00%	1.20%	0.17%
		1.20%	0.00%	1.20%	0.15%

) , (Total Expense Ratio)

(•)

가

가 , (.) .

6.

(: , , %)

()

186,570	2,560	89,385	2,432	22.12%	87.74%

)

가

가

(: , %)

() (R004)

		07 (09.07.01 - 09.07.31)			08 (09.08.01 - 09.08.31)			09 (09.09.01 - 09.09.30)		
		()	()		()	()		()	()	
HMC	(511	0	0.07	67	0	0.10	204	0	0.07
		(27%)	(22%)		(5%)	(5%)		(13%)	(10%)	

*

(: , %)

() (R004)

(: , %)

() (R004)

7.

(:)

() (R004)

(: , %)

(: , %)

(: ,)

() (R004)

(:)

() (R004)

8.

() (R004)

9.

[] ()
[] ()

: 34-12 (6,7) ()
: 02-2004-9500
: www.syfund.co.kr

<http://dis.fundservice.net>

⋮

	가 가 . ,
()	() 60%
가 ()	가 가 .
()	(Class) Class 가 , Class 가
	가 가 가 ()
	가
	가 가 , 가 가 , 가 가 가 , 가 가 가
	가 . ,
	가
	, , 가 . ,
	가 .
	가