


가 ()
[]

[]

(: 2009 07 03 -2009 10 02)

○ [가 [가 가] , .]

○ , 가 가 (3) 가



- 1.
- 2.
- 3.
- 4.
- 5.
- 6.
- 7.
- 8.
- 9.

<

-

>

1.

: ()

3 ()

가 ()		53636	
()		53637	
가 ()		53638	
[], [] ()	가 , ,		2006/01/03
2009.07.03 -2009.10.02			.
•	NH ()		
가 가 가			

(: , , %)

가 ()	(A)	27,734,718,847	33,788,448,700	21.83%
	(B)	54,464,504	67,169,854	23.33%
	(C=A-B)	27,680,254,343	33,721,278,846	21.82%
	(D)	26,290,014,794	30,271,893,058	15.15%
	가 (E=C/D*1000)	1,052.88	1,113.95	5.80%

) 가 가 (), () ()

(: ,)

2.

[1] KOSPI 1400p 7 2
 3 KOSPI가 +20%가
 IT, 가
 IT, .

가 가 가 가 가
가 3 3 가 IT, 18% 가 , 가
[3]
4.60% 가 가 가 가 가
가 가 가 가 가

[] 가 가 가
3 가
가
50% 가 가가 가
가 가 가 가 가 가 가
가 가 가 가 가 가 가

[] , 가
 가
 가

(: %)

	3	6	9	12
가 ()	5.80%	11.84%	20.37%	18.58%
	0.00%	0.00%	0.00%	0.00%

:

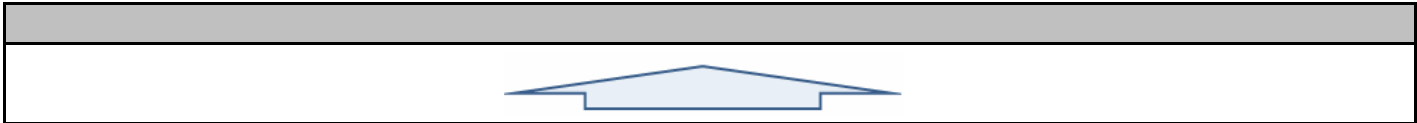
(: %)

	1	2	3	5
가 ()	18.58%	4.59%	11.69%	0.00%
	0.00%	0.00%	0.00%	0.00%

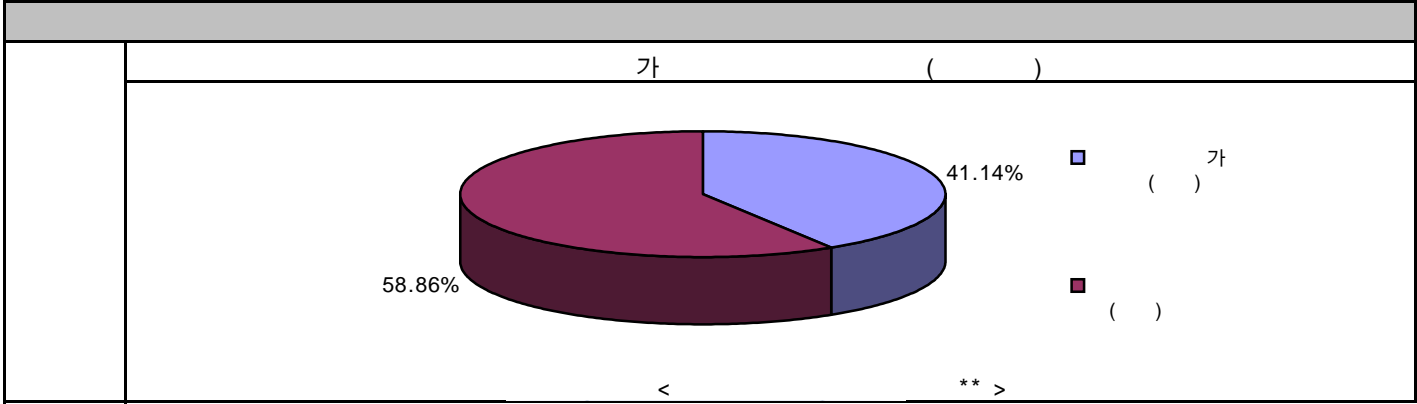
:

(:)

	1,211	81	0	0	0	0	0	0	0	24	-1	1,315
	1,656	90	0	0	0	0	0	0	0	28	-1	1,774



	* (%)	* (%)
가 (53636)	78.40%	(53637) 50.21%

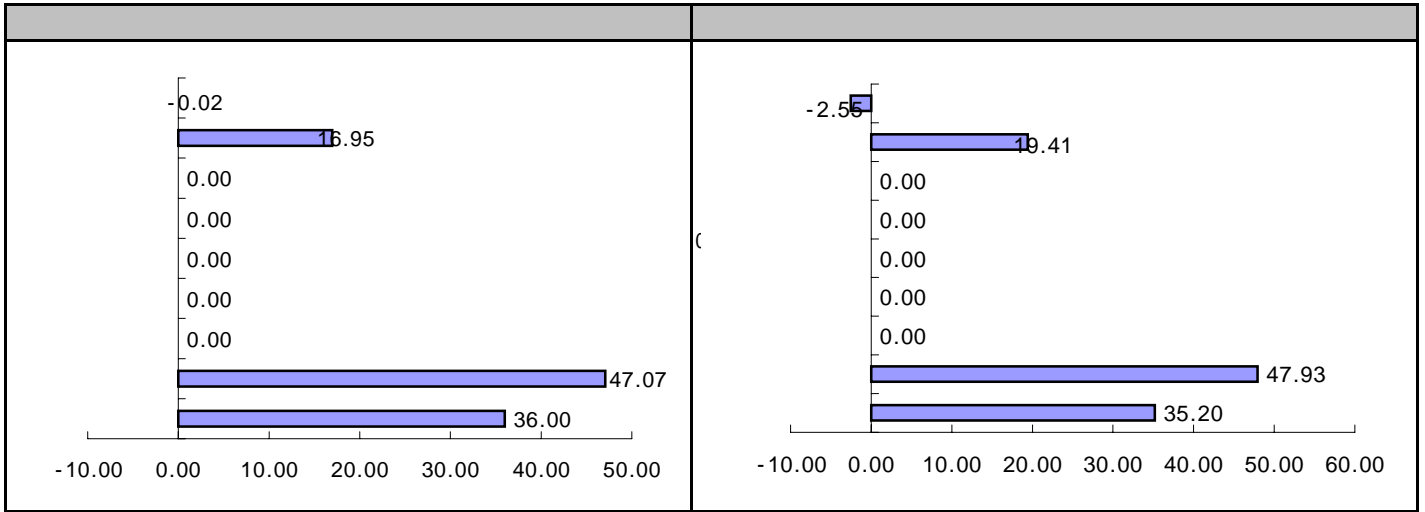


) 가 가 .

* 가 , 가

** 100 , 가

3.



(: , %)

KRW	12,165 (36.00)	15,904 (47.07)	0 (0.00)	0 (0.00)	0 (0.00)	0 (0.00)	0 (0.00)	0 (0.00)	0 (0.00)	5,727 (16.95)	-7 (-0.02)	33,788 (100.00)
	12,165 (36.00)	15,904 (47.07)	0 (0.00)	0 (0.00)	0 (0.00)	0 (0.00)	0 (0.00)	0 (0.00)	0 (0.00)	5,727 (16.95)	-7 (-0.02)	33,788 (100.00)

* () :
)

가

가

가

10

(: %)

1	1 06-10	15.06%
2	0475-1112(08-6	12.16%
3	NH ()	7.10%
4	0404-1103-1150	4.46%
5	NH ()	4.46%

6	0400-1206(09-2	2.98%
7		2.71%
8	POSCO	1.90%
9		1.88%
10	2008-08 2Y	1.54%

5

(: , %)

		가		
	1,155	915	7.52%	
POSCO	1,300	641	5.27%	
	13,621	634	5.21%	
	13,549	483	3.97%	
LG	17,958	360	2.95%	

5

(: , %)

	가	가					
1 06-10	4,820	5,087	2006/10/31	2011/10/31		RF	31.99%
0475-1112(08-6	4,016	4,109	2008/12/10	2011/12/10		RF	25.83%
0404-1103-1150	1,506	1,507	2009/09/17	2011/03/17		RF	9.47%
0400-1206(09-2	1,004	1,007	2009/06/10	2012/06/10		RF	6.33%
2008-08 2Y	502	520	2008/08/21	2010/08/21		AAA	3.27%

5

(: , %)

5

(: , , %)

(: ,)

) 가 5%

(: ,)

) 가 5%

()

(:)

) 가 5%

- /

(: , %)

) 가 5%

(:)

) 가 5%

(: , %)

	NH	2009/10/01	2,400	2.10%	2009/10/05	

) 가 5%

(:)

) 가 5%

4.

(: ,)

		()				
2006.01.03	(47)	1	4,766		(7 4) (13 2)	99010120004
2006.05.15	(34)	13	8,897	KB	(5 9) 3 (3 5)	6010120030

)

* 가

(: ,)

5.

(: , %)

				(%)		(%)
가 () (R003)			13.54	0.23%	18.12	0.23%
			31.50	0.54%	42.16	0.54%
			1.18	0.02%	1.58	0.02%
			0.88	0.02%	1.18	0.02%
			47.10	0.81%	63.04	0.81%

(: %)

가 () (R001)		0.01%	0.12%	0.01%	0.12%
		0.01%	0.12%	0.01%	0.12%
() (R002)		0.01%	0.00%	0.01%	0.00%
		0.01%	0.00%	0.01%	0.00%
가 () (R003)		0.80%	0.00%	0.81%	0.05%
		0.80%	0.00%	0.81%	0.05%

) , (Total Expense Ratio)

(•)

가

가 , (.) .

6.

(: , , %)

가 ()

157,883	2,783	105,928	1,878	12.76%	50.64%

) 가 가

(: , %)

가 () (R001)

		07 (09.07.03 - 09.08.02)			08 (09.08.03 - 09.09.02)			09 (09.09.03 - 09.10.02)		
		()	()		()	()		()	()	
		1,155	1	0.10	761	1	0.10	896	1	0.10
		(65%)	(65%)		(49%)	(49%)		(66%)	(66%)	

() (R002)

*

(: , %)

가 () (R001)

() (R002)

		07 (09.07.03 - 09.08.02)			08 (09.08.03 - 09.09.02)			09 (09.09.03 - 09.10.02)		
		()	()		()	()		()	()	
	HMC ()	9,169	0	0.00	8,151		0.00	24,278	0	0.00
	IB ()	(53%)	(0%)		(26%)			(36%)	(0%)	

*

(: , %)

가 () (R001)

() (R002)

7.

가 () (R001) (:)
 () (R002)

(: , %)

(: , %)

(: ,)

가 () (R001)
 () (R002)

(:)

가 () (R001)
 () (R002)

8.

가 () (R001)
 () (R002)

9.

[] 가 [()]
 [] [] ()

: 34-12 (6,7) ()
 : 02-2004-9500
 : www.syfund.co.kr

<http://dis.fundservice.net>

