

[] ()

[]

(: 2010 07 24 -2010 10 23)

○ [가 [가 가] , .]
○ , 가 가 (3) 가



- 1.
- 2.
- 3.
- 4.
- 5.
- 6.
- 7.

<

-

>

1.

:	
---	--

	3 ()
--	-------

()		53637	
()		54007	
()		54209	
	[], [] () , 가 , ,		2006-01-24
	2010.07.24 -2010.10.23		.
	HMC () IB) NH (LG) ()		

(: , , %)

()	(A)	41,391,056,435	44,349,910,170	7.15%
	(B)	89,020,115	121,580,411	36.58%
	(C=A-B)	41,302,036,320	44,228,329,759	7.09%
	(D)	39,535,843,594	40,643,928,288	2.80%
	가 (E=C/D*1000)	1,044.67	1,088.19	4.17%

) 가 가 (), () (가)
가 가

(: ,)

2.

[]	
가	가
가	가

(: %)

	3	6	9	12
() ()	4.17%	5.53%	8.82%	10.82%
	(0.78%)	(1.02%)	(2.45%)	(2.62%)
	3.39%	4.51%	6.37%	8.21%

: (0.36 * [KOSPI]) + (0.54 * [2 (KOFIA)]) + (0.1 * [CD])

(: %)

	1	2	3	5
() ()	10.82%	17.10%	6.55%	-
	(2.62%)	(2.18%)	(3.07%)	-
	8.21%	14.92%	3.48%	-

: (0.36 * [KOSPI]) + (0.54 * [2 (KOFIA)]) + (0.1 * [CD])

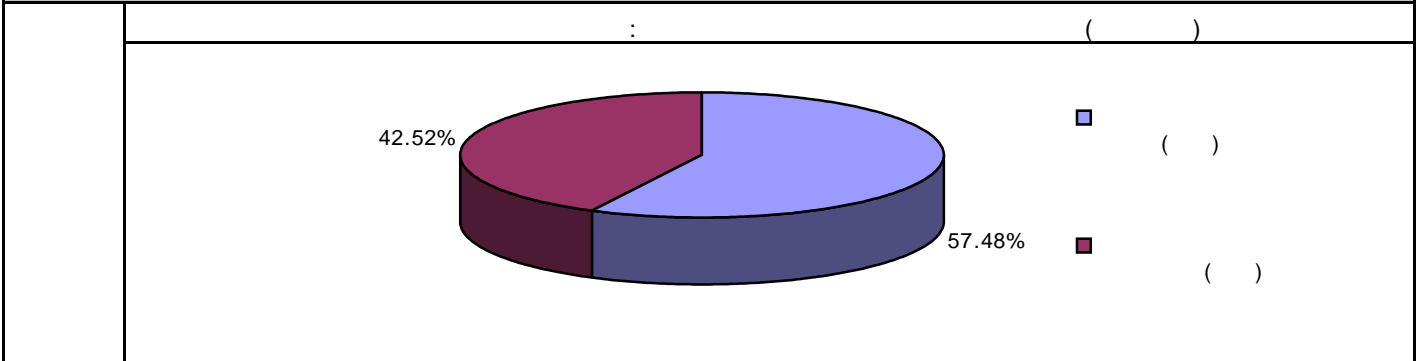
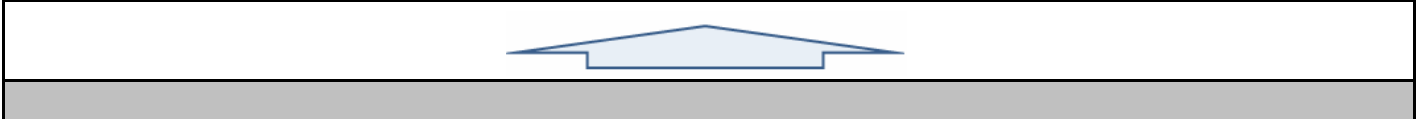
(: %)

(:)

	409	159	0	0	0	0	0	0	0	41	-1	609
	1,360	426	0	0	0	0	0	0	0	49	-1	1,834



		* (%)		* (%)
	() (53637)	37.33%	() (54007)	91.24%



)

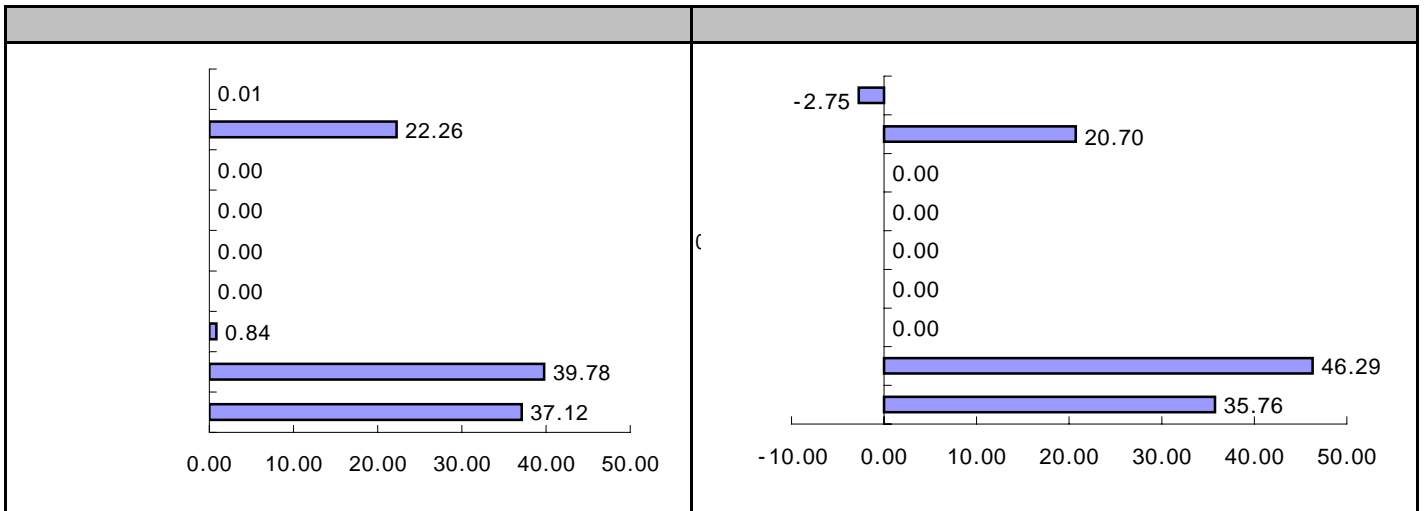
가 가

* 가

** 100 가

*** (Class)

3.



(: , %)

KRW	16,461 (37.12)	17,642 (39.78)	372 (0.84)	0 (0.00)	0 (0.00)	0 (0.00)	0 (0.00)	0 (0.00)	0 (0.00)	9,870 (22.26)	5 (0.01)	44,350 (100.00)
	16,461 (37.12)	17,642 (39.78)	372 (0.84)	0 (0.00)	0 (0.00)	0 (0.00)	0 (0.00)	0 (0.00)	0 (0.00)	9,870 (22.26)	5 (0.01)	44,350 (100.00)

* () :

) 가 가 , 가

) 가 , 가

10

(: %)

1	0575-1309(6.30%
2	0500-1409	5.10%
3	IBK ()	4.80%
4	NH ()	4.74%
5	1 07-05	4.64%

6	0362-1204	4.25%
7	HI (CJ)()	3.70%
8	0375-1306(10-2	3.03%
9		2.65%
10	09-10 21	2.57%

. (<http://dis.kofia.or.kr>) ,

5

(: , , %)

	가	가		
	1,513	1,176	7.14%	
2 B	11,788	710	4.31%	
LG	4,352	565	3.43%	
	17,375	523	3.17%	
POSCO	1,068	520	3.16%	

5

(: , , %)

	가	가					
0575-1309(2,613	2,795	2008-09-10	2013-09-10		RF	15.84%
0500-1409	2,146	2,260	2009-09-10	2014-09-10		RF	12.81%
1 07-05	1,866	2,056	2007-05-31	2012-05-31		RF	11.65%
0362-1204	1,866	1,885	2010-04-02	2012-04-02		RF	10.68%
0375-1306(10-2	1,306	1,341	2010-06-10	2013-06-10		RF	7.60%

5

(: , , %)

	가	가					
(CP)	373	372	2010-10-14	2010-12-14		A1	100.00%

5

(: , , %)

(: , , %)

) 가 5%

(: , , %)

) 가 5%

()

(:)

) 가 5%

- /

(: , , %)

) 가 5%

(:)

) 가 5%

(: , %)

) 가 5%

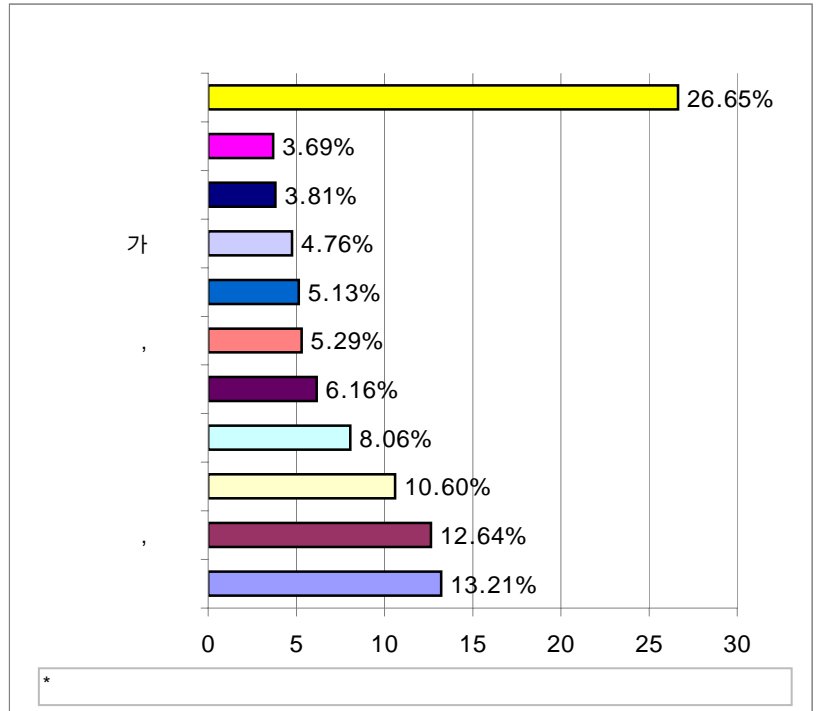
(:)

) 가 5%

()

(: ,%)

		가	
1		2,175	13.21
2	,	2,081	12.64
3		1,744	10.60
4		1,327	8.06
5		1,014	6.16
6	,	871	5.29
7		844	5.13
8	가	784	4.76
9		627	3.81
10		607	3.69
11		4,387	26.65
		16,461	100.00



) = 가 / 가 * 100

()

가

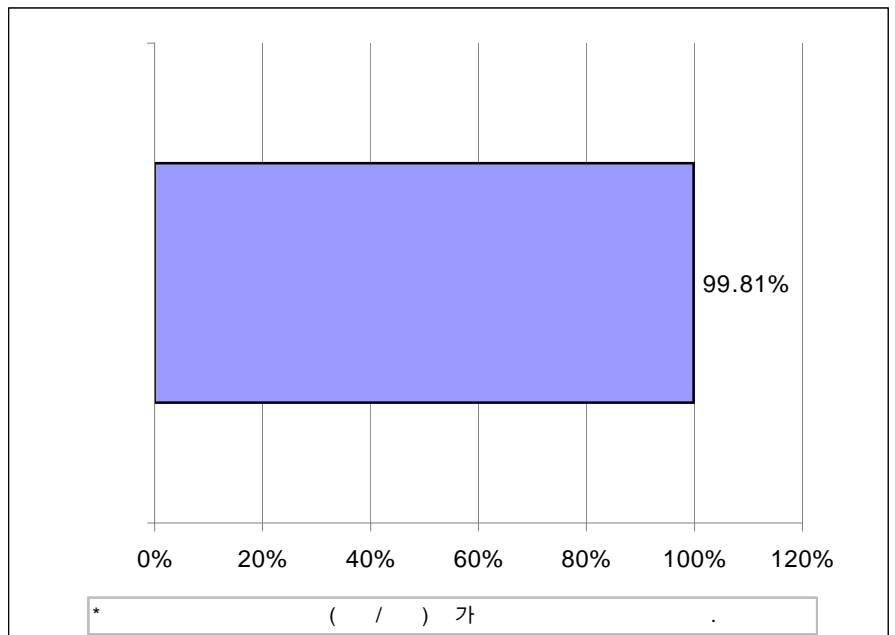
() 가

*

가

가가

가	
	99.81%



4.

					(5)	
			()	()		
2006.01.24	(48)	1	377,975		(7 4) (14 3)	2109000131
2008.06.20	(40)	13	703,619		(5) 1 (6 4)	2109000701

)

(가 http://dis.kofia.or.kr 가

2008.06.20~	
-------------	--

(1) 2010.10 3

5.

(: , %)

			(%)*		(%)*
()		22.479	0.230%	24.556	0.230%
		52.288	0.535%	57.120	0.535%
		1.955	0.020%	2.135	0.020%
		1.466	0.015%	1.601	0.015%
		78.188	0.800%	85.413	0.800%
	**	0.799	0.008%	0.726	0.007%
	•	0.177	0.002%	0.192	0.002%

*

**

(: , %)

		•	•	•	•
()		0.005%	0.004%	0.005%	0.004%
		0.005%	0.004%	0.005%	0.004%
()		0.000%	0.150%	0.000%	0.150%
		0.000%	0.238%	0.000%	0.238%
()		0.808%	0.002%	0.811%	0.062%
		0.807%	0.002%	0.809%	0.097%

- 1) , (Total Expense Ratio) ' 가
(•)
- 2) • 가 (•)
- 3) 가

6.

(: , , %)

()

292,854	6,093	185,611	5,663	33.46%	132.75%

)

가

가

7.

[] ()
 [] [] ()

:

www.syfund.co.kr

<http://dis.fundservice.net>

