

[] ()

[]

(: 2010 10 24 -2011 01 23)

○ [가 [가 가] , .]
○ , 가 가 (3) 가



- 1.
- 2.
- 3.
- 4.
- 5.
- 6.
- 7.

<

-

>

1.

:	
---	--

	3 ()
--	-------

()		53637	
()		54007	
()		54209	
	[], [] () , 가 , ,		2006-01-24
	2010.10.24 -2011.01.23		.
•	HI	HMC () IB) NH ()	(LG)
가가			

(: , , %)

()	(A)	44,349,910,170	50,433,243,168	13.72%
	(B)	121,580,411	97,971,291	-19.42%
	(C=A-B)	44,228,329,759	50,335,271,877	13.81%
	(D)	40,643,928,288	45,298,547,853	11.45%
	가 (E=C/D*1000)	1,088.19	1,111.19	2.11%

) 가 가 가 (), () (가)

(: ,)

			가 ()		
2011.01.24	5,037	45,299	1,111.19	1,000.00	

2.

[]	2010	3	가 가 2000
-----	------	---	----------

(: %)

	3	6	9	12
() ()	2.11%	6.37%	7.76%	11.12%
	(-1.68%)	(-0.94%)	(-0.71%)	(0.71%)
	3.79%	7.31%	8.47%	10.41%

: (0.36 * [KOSPI]) + (0.54 * [2 (KOFIA)]) + (0.1 * [CD])

(: %)

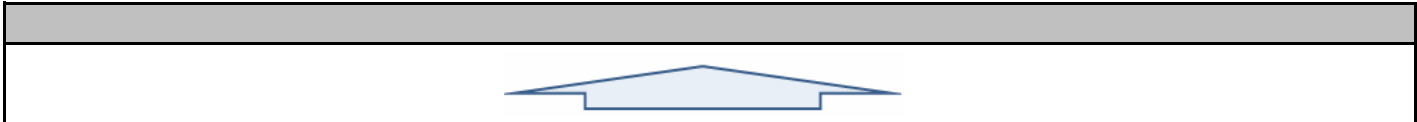
	1	2	3	5
() ()	11.12%	15.85%	8.63%	10.38%
	(0.71%)	(0.57%)	(1.99%)	(3.14%)
	10.41%	15.28%	6.64%	7.24%

: (0.36 * [KOSPI]) + (0.54 * [2 (KOFIA)]) + (0.1 * [CD])

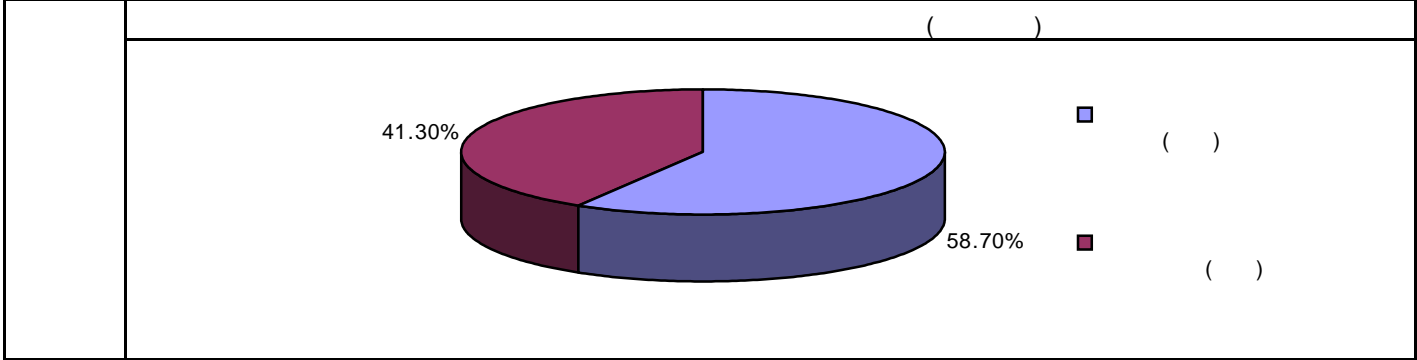
(: %)

(:)

	1,360	426	0	0	0	0	0	0	0	49	-2	1,833
	-2,776	-1,160	0	0	0	0	0	0	0	-52	1	-3,987



		* (%)		* (%)
	() (53637)	38.23%	() (54007)	90.66%



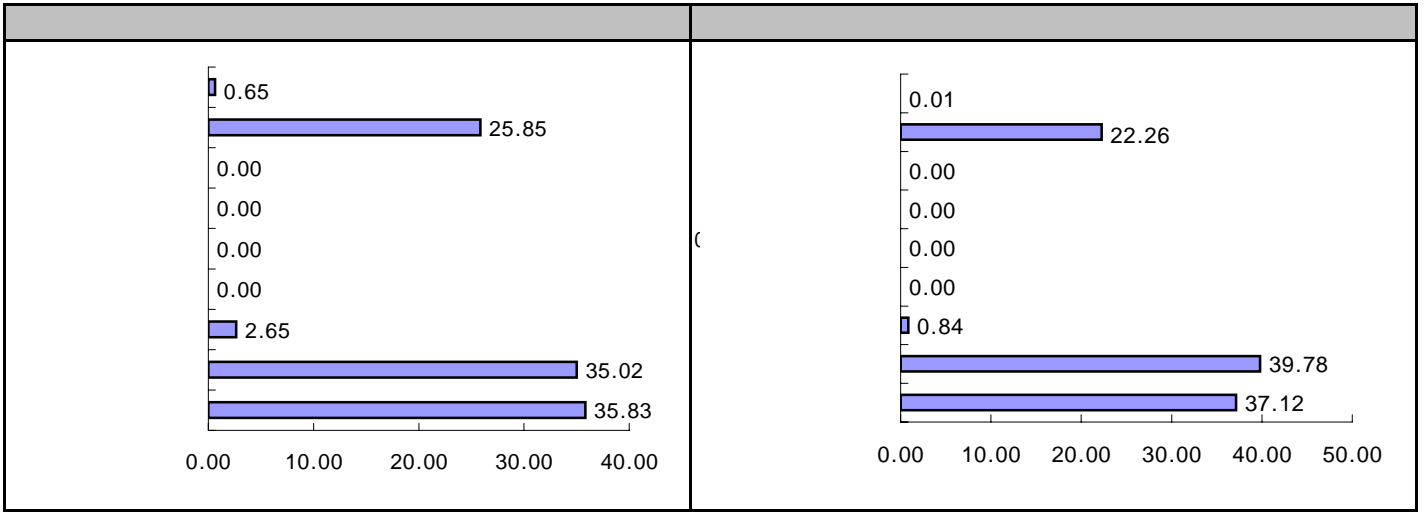
) 가 가 가

* 가

** 100 가

*** (Class)

3.



(: , %)

KRW	18,069 (35.83)	17,664 (35.02)	1,335 (2.65)	0 (0.00)	0 (0.00)	0 (0.00)	0 (0.00)	0 (0.00)	0 (0.00)	13,036 (25.85)	329 (0.65)	50,433 (100.00)
	18,069 (35.83)	17,664 (35.02)	1,335 (2.65)	0 (0.00)	0 (0.00)	0 (0.00)	0 (0.00)	0 (0.00)	0 (0.00)	13,036 (25.85)	329 (0.65)	50,433 (100.00)

* () :

) 가 가 , 가

) 가 , 가 ,

10

(: %)

1	0575-1309(6.61%
2	IBK ()	4.93%
3	0500-1409	4.83%
4	()	4.70%
5	1 07-05	4.19%

6	0362-1204	3.80%
7	HI (CJ)()	3.79%
8	IBK ()	2.82%
9	()	2.01%
10	09-10 21	1.99%

. (<http://dis.kofia.or.kr>) ,

5

(: , , %)

		가		
	1,019	990	5.48%	
2 B	10,689	733	4.05%	
	13,167	603	3.33%	
	19,242	545	3.01%	
	27,823	521	2.88%	

5

(: , , %)

	가	가					
0575-1309(3,134	3,335	2008-09-10	2013-09-10		RF	18.88%
0500-1409	2,331	2,434	2009-09-10	2014-09-10		RF	13.78%
1 07-05	1,911	2,111	2007-05-31	2012-05-31		RF	11.95%
0362-1204	1,911	1,915	2010-04-02	2012-04-02		RF	10.84%
09-10 21	993	1,003	2009-10-12	2011-07-12		AAA	5.68%

5

(: , , %)

	가	가					
(CP)	382	382	2010-12-28	2011-01-25		A1	28.62%
(CP)	382	381	2011-01-17	2011-02-17		A1	28.57%
(CP)	382	380	2010-12-30	2011-03-15		A1	28.51%
(CP)	191	190	2011-01-21	2011-02-14		A1	14.29%

5

(: , , %)

(: , , %)

) 가 5%

(: , , %)

) 가 5%

()

(:)

) 가 5%

- /

(: , , %)

) 가 5%

(:)

) 가 5%

(: , %)

) 가 5%

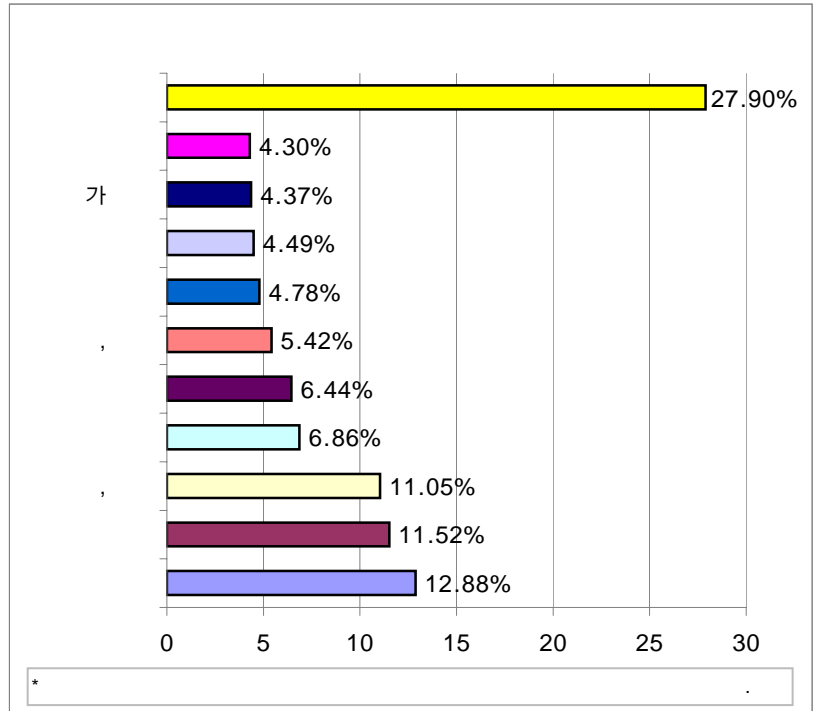
(:)

) 가 5%

()

(: ,%)

	가	
1	2,328	12.88
2	2,082	11.52
3	, 1,996	11.05
4	1,239	6.86
5	1,164	6.44
6	, 979	5.42
7	864	4.78
8	811	4.49
9	가 789	4.37
10	776	4.30
11	5,040	27.90
	18,069	100.00



) = 가 / 가 * 100

()

가

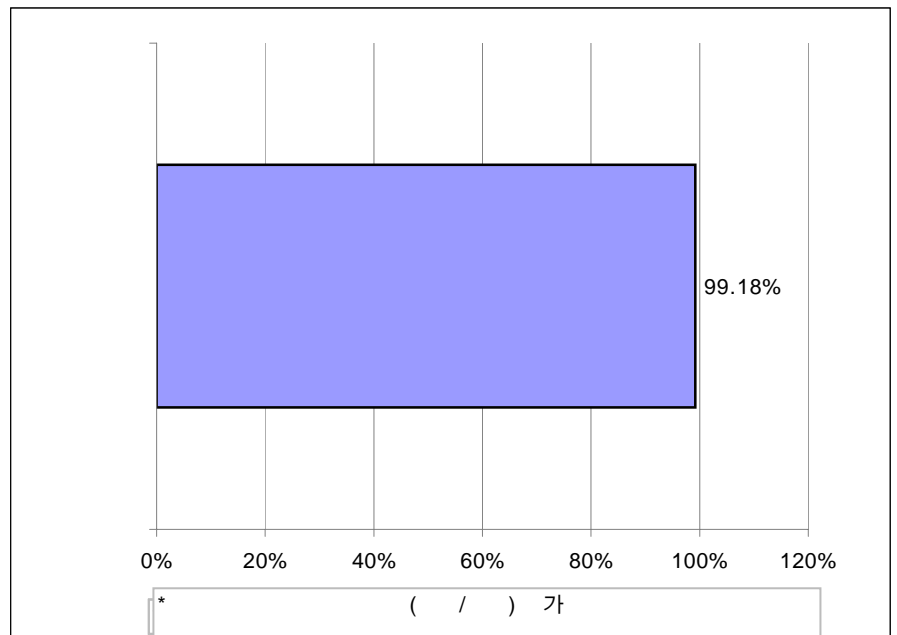
*

가	
	99.18%

가

() 가

가가



4.

					(5)	
			()	()		
2006.01.24	(49)	1	347,617		(7 4) (14 6)	2109000131
2008.06.20	(41)	13	676,164		(5) 1 (6 7)	2109000701

)

(가 <http://dis.kofia.or.kr> , 가

2008.06.20~	
-------------	--

(1) 2011.01 3

5.

(: , %)

			(%)*		(%)*
()		24.556	0.230%	26.853	0.230%
		57.120	0.535%	62.463	0.535%
		2.135	0.020%	2.335	0.020%
		1.601	0.015%	1.751	0.015%
		85.413	0.800%	93.402	0.800%
	**	0.668	0.006%	0.680	0.006%
	•	0.192	0.002%	0.226	0.002%

*

**

(: , %)

		•	•	•	•
()		0.005%	0.004%	0.005%	0.004%
		0.004%	0.006%	0.004%	0.006%
()		0.000%	0.238%	0.000%	0.238%
		0.000%	0.234%	0.000%	0.234%
()		0.806%	0.002%	0.809%	0.097%
		0.806%	0.002%	0.808%	0.097%

- 1) , (Total Expense Ratio) ' 가
(•)
- 2) • 가 (•)
- 3) 가

6.

(: , , %)

()

375,205	7,046	243,722	5,838	31.08%	123.32%

)

가

가

7.

[()]
 [HI] ()

: www.syfund.co.kr
<http://dis.fundservice.net>

